

# ***Hoosier Hills Food Bank***

**Annual Report 2019**

**Issued March 2020**



Not one child.  
Not one senior.  
And not one in between.  
Hunger is not an option.

**MISSION:**

Hoosier Hills Food Bank collects, stores and distributes food to non-profit agencies feeding the low-income, ill and children in south central Indiana and works to educate the community about hunger.

*HHFB is a member of Feeding America; Feeding Indiana's Hungry and United Way of Monroe County.*



HHFB Staff, March 2019

In last year's annual report, we described 2018 as a "Grand Slam" but we also vowed to do even better in 2019. And we did.

We passed a new threshold in 2019, distributing over five million pounds of food for the first time in our 37-year history. In all, we provided 5,099,866 pounds of food through our partners and programs, including 1,289,662 pounds of fresh produce – both record amounts.

As you'll see, we have a number of other achievements to relate in this report...but we're using the Annual Meeting where we release it to focus on the future. We're proud of what our community has enabled us to achieve in 2019 but we know there is still much work to do and we look forward with 2020 Vision full of hope as we continue our efforts to ensure a food secure future for all.

*"Poverty is a very complicated issue, but feeding a child isn't." - Jeff Bridges*



### BOARD OF DIRECTORS 2019/2020:

**Kevin R. Robling**, President  
**Adrian Reid**, Vice President  
**Jessica McClellan**, Treasurer  
**George Huntington**, Secretary  
**Julio Alonso**, CEO\*  
**Chuck Cooksey**  
**Maurice Garnier**  
**Chris Gray**  
*\*non-voting member*

**Nancy Kaster**  
**Robin Mendyka**  
**Trina Mescher**  
**Margie Rice**  
**Thomas Ruemler**  
**Scott Shackelford**  
**Shelia Sines**  
**Pamela Vanzant**

**HOOSIER HILLS FOOD BANK**  
Annual Report 2019  
2333 West Industrial Park Drive  
P.O. Box 697k  
Bloomington, Indiana 47402  
(812) 334-8374  
[www.hhfoodbank.org](http://www.hhfoodbank.org)

### STAFF 2019/2020:

**Julio Alonso**, Executive Director and Chief Executive Officer  
**Brandon Bartley**, Manager of Food Sourcing and Food Policy  
**Will Bruce**, Food Rescue Driver—Meal Share  
**Jake Bruner**, Director of Development and Administration  
**Wolf Davis**, Cox Civic Scholar  
**Erin Doherty**, McDonalds Scholar  
**Sydney Graham**, SPEA Service Corps Fellow—Programs  
**Erin Hollinden**, Agency Relations Coordinator  
**Ryan Jochim**, Manager of Volunteer Services and Community Engagement  
**Matt Johnson**, Food Rescue Driver—Morning Route  
**Caleb King**, Cox Civic Scholar  
**Alex Kritzer**, BHSN Intern  
**Cory Lamping**, Programs and Garden Manager  
**Miranda Lockwood**, Indiana Leadership Program Intern—Programs  
**Ben Mescher**, Inventory Specialist  
**Donn Middleton**, Warehouse Manager  
**Becky Oates**, Indiana Leadership Program Intern—Development  
**Dave Ruzzkowski**, Programs Specialist  
**Sarah Schivera**, Work Study Repack Assistant  
**Casey Steury**, Director of Programs  
**Dan Taylor**, Assistant Director  
**Aubree Thomas**, Development Intern  
**Saleem Tucker**, Cox Civic Scholar  
**Ashlynn Waldrip**, Advocate for Community Engagement  
**Tyler Wenande**, SPEA Service Corps Fellow—Development  
**Jordan Whalen**, Work Study Warehouse Assistant  
**Brad Williams**, Food Rescue Driver—Rural Route



Member Agency



### The following staff and interns supported our work in 2019 but moved on to other pursuits:

Bradley Drake, Michael Etter, Karina Gutierrez, Deanna Hedges, Maira Huizar, Steven Lee, Drake Lightfoot-Austin, Katie McCloskey, Emma Unger, Mariah Wallace, Carl Woody.

Hoosier Hills Food Bank is an equal opportunity employer and provider. Federal discrimination complaints can be directed to 201-720-5964. Approximately 14% of our funding comes from federal government sources and 82% from non-governmental sources. Dollar amounts of all funding sources are provided in our financial statement on page 26. Full non-discrimination policy and most recent IRS form 990 are available on our website, [www.hhfoodbank.org](http://www.hhfoodbank.org). Printed locally on sustainably produced paper.

# PROGRAMS, SERVICES & OPERATIONS

## Local Food Rescue & Food Distribution, Meal Share & GROW

The heart of Hoosier Hills Food Bank's work involves the daily receiving and collecting of food from donors and its distribution to partner agencies and through programs. In 2019, we did more of this than ever before, reaching the significant milestone of distributing more than five million pounds of food for the first time in our history.

A total of 5,099,866 pounds of food were distributed, an increase of 4.5% over the 2018 record year. This included 1,289,662 pounds of fresh produce, up 1.5% over 2018 and representing 25% of the total food distributed.



### Food Rescue Drivers Brad Williams and Matt Johnson

(who replaced Bradley Drake in June) rescue the majority of our donated food from more than 20 regular retail and wholesale donors on their daily and weekly routes, stopping to deliver food to partner agencies before returning to the food bank. **Food Rescue Driver Will Bruce** rescues prepared food from over 30 restaurants and catering businesses through our Meal Share program each day, also visiting local on-site feeding programs to distribute food before returning to the food bank. Remaining Meal Share is repacked by volunteers two nights each week, labeled and frozen for distribution to agencies.



Food bank staff, including **Inventory Specialist Ben Mescher** also receive and distribute food from national donors through Feeding America's choice system. Our partnership with FA enables us to obtain nationally donated food by paying transportation costs. Staff also unload deliveries of USDA and purchased food. Unlike most food banks, HHFB still offers a "shop through" method which enables agencies to come and choose the food they want for their programs and Ben provides assistance during "shopping hours" four days per week.

In 2019, HHFB delivered over 54% of the food we distributed through programs, daily routes and scheduled deliveries to agencies. The Garden Route on Wheels (GROW) delivered 36,194 pounds of fresh produce to 15 agencies, helping them have produce available without having to make a trip to the food bank.

# Garden Route On Wheels



The warehouse is usually a busy place whether agencies are present receiving food or not. Hundreds of volunteers help us prepare food for distribution by repacking it for individuals. In addition to the prepared Meal Share repacked each week, we seek out more economically advantageous purchases like bulk pasta, cereal and produce and volunteers bag and label those products so agencies can distribute them to clients. In 2019, volunteers repacked well over a quarter million pounds of product for distribution.

### Families First Mobile Pantry

HHFB's mobile food pantry serves four communities in three counties – Bedford and Mitchell in Lawrence County, Orleans in Orange County and Shoals in Martin County. Each month, our staff and vehicles travel to these communities and set up a client choice pantry in collaboration with four churches that provide space and volunteers. Volunteers provided almost 100 hours per month of service helping us distribute 269,752 pounds of food including 63,419 pounds of fresh produce.



The total households served by our four mobile pantries in 2019 increased by 4.8% to 5,364, while the number of individuals served increased by 8% to 14,134. Each month, this program served an average of 447 households and 1,179 individuals.



The Mitchell mobile pantry served an average of 375 people per month, followed by Orleans at 360 people, Bedford at 303 people and Shoals at 141 people.

Due to a lack of working vehicles, on at least 5 occasions, HHFB sent two trucks to mobile pantry distributions to ensure that enough food was available for clients.

### Farm Fresh Friday

For the fourth year in a row, HHFB hosted our Farm Fresh Friday free produce distribution on August 31st to kick off Hunger Action Month in September and provide Labor Day weekend fresh food options for people in need.



2019 marked our biggest year yet, with 657 people receiving over 36,000 pounds of food drive-thru style in the food bank parking lot. Thanks to a partnership with HATCH, and with the Lower Midwest Regional Produce Cooperative at Gleaners, we were able to include fresh eggs with our distribution as well as more than eight types of produce. Once again, the women of Alpha Gamma Delta sorority volunteered all day to help clients receive their food.

## USDA Senior Food Box & Commodity Programs

HHFB operates two federal commodity programs sponsored by the US Department of Agriculture and administered by the Indiana State Department of Health. 2019 was a challenging yet successful year for these programs with the support of our amazing partners at ISDH and the cooperation of our partner agencies. **Director of Programs Casey Steury** implements these programs with the support of **Programs and Garden Manager Cory Lamping** and two stellar interns, **SPEA Service Corps Fellow Sydney Graham** (who replaced Michael Etter in the fall) and **Indiana Leadership Program Intern Miranda Lockwood** (who replaced Steven Lee in the fall). Summer ILP Intern Drake Lightfoot-Austin also helped for several months. **Programs Specialist** Kamila Czebotar was replaced by **Dave Ruszkowski** in late October.



The Commodity Supplemental Food Program provides a monthly box of food for low-income senior citizens and HHFB serves over 1,000 of them each month in all six of our service area counties as well as Crawford County. 2019 was the second biggest year ever for CSFP, with 11,842 total boxes distributed totaling 415,869 pounds. We also supplemented the commodities with over 52,000 pounds of fresh produce for the seniors. The recertification process was successfully completed in the spring and we saw our biggest month ever in November, distributing 1,032 boxes that month.

The Emergency Food Assistance Program enables HHFB to provide federal commodities to 34 partner food pantries and on-site feeding programs in all six of our counties. 2019 was the biggest year ever for TEFAP with the advent of the Trade Mitigation Program, designed to assist farmers during the trade negotiations with other nations. In total, over 1.8 million pounds of TEFAP were distributed with Trade Mitigation accounting for almost 939,000 pounds of that total. Dry protein products included 7 kinds of beans and freezer product included many items never before received including Alaskan Pollock, Pork Taco filling, Turkey roasts, Ham and more. There was also a new influx of fresh produce and dairy product including milk, cheese, potatoes, pears, apples, plums, oranges and grapes.



Both ISDH and food bank staff worked closely and continuously to get as much food as possible received and distributed to partner agencies, who were asked to move more product more frequently and rose to the challenge. In 2019, HHFB staff received and unloaded 153 truckloads of USDA product, compared to the record of 61 trucks in 2018. While the influx of food presented logistical challenges and put a severe strain on our fleet with increased deliveries, additional administrative funding helped offset some costs and all parties embraced the opportunity to distribute more and better food with enthusiasm.





## Garden, Gleaning & Plant-a-Row Programs

Knowing that our G&G Coordinator, Bradley Drake would be relocating out of state in mid-season, and because we needed to replace a full-time driver, we took an opportunity to use 2019 to reprioritize our garden and gleaning program with the support of our partners at Monroe County Parks and Recreation by using a strategic cover cropping program to enrich and revitalize the soil at Will Detmer Park. During this hiatus, we worked on building new partnerships and strategies for the 2020 season.

Weather and economic factors also reduced our opportunities for gleaning, however staff and volunteers still managed to glean 12,584 pounds of produce from Harriman Farms and harvest 91 pounds of fall-planted garlic from the garden.



Cory Lamping

Our review of the program led to the promotion of **Cory Lamping to Programs and Garden Manager**, allowing for more focus and continuity for our garden efforts going forward. Cory took on this role in August and got to work preparing for the 2020 season with enthusiasm.

Our Plant-a-row partnerships also resulted in the collection of 9,002 more pounds of fresh produce.



Harriman Farms

Farm Market | Greenhouse | Wholesale & Retail



## Crimson Cupboard

Through our partnership with the Indiana University Office of Student Affairs, HHFB sponsors the Crimson Cupboard, a food pantry on the IU campus. IU staff and students maintain the pantry, while HHFB provides the majority of its food. In 2019, the food bank provided over 21,500 pounds of food to Crimson Cupboard, including 1,328 pounds of fresh produce, enabling the program to serve an average of 137 households and 277 individuals per month.

## Agency Relations

Our agencies are among our most important partners, and **Agency Relations Coordinator Erin Hollinden** works with them to ensure we are meeting their needs and they are meeting the standards required of us by Feeding America and the Indiana State Department of Health.

Erin conducted 68 monitoring visits in 2019, roughly three quarters of our 93 active agencies. While four agencies either closed or did not renew membership, we added three new partners in 2019: Banneker Community Center, Knightridge Food Pantry and Stone Belt ARC, all in Monroe County. For many years, HHFB served a few agencies in Greene County as a courtesy and with the understanding of our partner food bank, Catholic Charities Terre Haute since Greene County is not part of our Feeding America service area. Over time this dwindled to one agency which had not used our services in over a year leading to a non-renewal that ended our service to this county. We support our sister food bank in their efforts to serve Greene County and wish them well.

Food pantries saw a 1.2% increase in individuals served in 2019, averaging 47,163 people per month although households served decreased by about 3.8%. The number of people served by on-site feeding programs increased 1% to an average of 15,175 per month. While we cannot accurately quantify how many are unduplicated clients, HHFB programs and agencies served an average of more than 62,000 people per month last year.

The online reporting option for service statistics continued in 2019 with positive results, helping to reduce the number of times agencies were late reporting by half. Agencies reported an average 9.52 overall satisfaction rate for HHFB on a 1-10 scale. Key concerns remain the amounts and variety of food available.

We also conducted a biennial Agency Conference on September 13, 2019 with 115 people attending. Agencies heard presentations on advocacy, food sourcing, TEFAP rules, civil rights and other topics along with a panel discussion on best practices with several food pantry representatives. Presenters included HHFB staff as well as staff from the Indiana State Department of Health and Monroe County Health Department.



Agency Relations  
Coordinator Erin  
Hollinden

## Operations, Fleet & Facility Maintenance

Maintaining our facility, fleet and equipment is a huge undertaking that is absolutely essential to our ability to move food. Keeping our infrastructure in good shape as well as scheduling third-party transportation and pick-up and delivery schedules falls largely to **Assistant Director Dan Taylor** and **Warehouse Manager Donn Middleton**. Many staff play an assisting role including **BHSN Intern Alex Kritzer**, and work study repack and warehouse assistants **Sarah Schivera** and **Jordan Whalen**.





In December 2018, HHFB purchased the building next door to our existing warehouse at 2351 West Industrial Park Drive, adding over 6700 square feet of office and warehouse space to our capacity. By arrangement with the previous owners, we did not take full possession of the new building until June of 2019. Currently named the “Bannex”, our new facility is being used largely for sorting and storage of books and supplies for the annual book fair fundraiser. Acquiring the new building means we will no longer need to rent space down the road from the food bank for book sorting and can eventually transfer that monthly rent expense to building equity through our mortgage. We didn’t formally undertake a move until after the book fair in October when we set up the new space for sorting and storage. That move had immediate impacts on our staff and vehicle use by eliminating the need for weekly trips to the old book sorting annex to switch out pallets of unsorted books with packed books and recycling. Our efficiency has greatly improved.



We’ve also used the Bannex as the location for our agency conference and for storage of non-food supplies and vehicles. Greater uses of this space will be developed over time and we continue to seek grants that will help us better utilize the facility for volunteer projects, events and potentially for food storage. Our operations staff now maintains over 20,000 square feet of office, warehouse and cooler/freezer space.

Our fleet includes four refrigerated box trucks (Connie, Wally, Ulysses and Jumbo), one non-refrigerated van (Barracuda), one pick up truck (Daredevil), one dump truck (Dumpy) and three refrigerated vans (Jack, Growver and Regina). Our fleet logged over 62,000 miles in 2019 and was often pushed to the limit. With record amounts of food to move and the need to offer more deliveries to agencies to keep product moving we worked the fleet hard last year and our vehicle repair budget showed it. We exceeded our repair budget by more than 100% and were faced with significant down time for important vehicles, creating somewhat of a domino effect. Connie was out of commission for two months while a part was being built and shipped from Sweden and the increased strain on Ulysses put our largest truck out of commission for several weeks during the same time period. We set a goal to retire Jumbo, our oldest (32 years) truck and conducted a fundraising effort while planning the order of a custom-built new truck.

Construction delays on the completion of 17th Street continued to create challenges for us, but we’ve worked around them. Staff also worked to maintain our numerous electric pallet jacks and fork-lift and keep everything in shape for our two major food safety audits.



## Development & Administration

### **Fundraising, Food Sourcing, Donors & Support**

HHFB would not exist without the generosity of the donors who provide the food and financial support that makes our work possible and we are committed to being accountable to them. While all staff play a role, soliciting, maintaining and developing those donor relationships falls largely to **Executive Director and CEO Julio Alonso**, **Director of Development and Administration Jake Bruner**, and **Manager of Food Sourcing and Food Policy Brandon Bartley**. The development team, which also includes the volunteer management staff detailed below, is supported by **SPEA Service Corps Fellow Tyler Wenande** (who replaced Carl Woody in the fall), **Indiana Leadership Program Intern Becky Oates** (who replaced Karina Gutierrez), **Intern Aubree Thomas** and **Summer ILP Intern Deanna Hedges**.



Despite the minor setback of knee surgery and recovery, Brandon consistently managed our relationships with regular retail, wholesale and Meal Share donors, helping to keep expectations met and to express our appreciation. He works with multiple store and department managers as well as with farmers and other potential donors and helps organize efforts that include end of semester donation collection from campus and schools and holiday food drives. Our food sourcing efforts also include major annual food drives like IU First Year Experience Orientation Food Drive, Hoosier Hysteria, IU Health Food Drive and Stamp Out Hunger, which included the added support of Eagle Scout candidate James Francis in 2019. We also participated in new efforts that included a partnership with HATCH to distribute fresh Indiana eggs, IU Day, Joella's Chicken grand opening, WCLS/Spirit 95/K101 On-air food

drive and the Panhellenic Association food drive. In July, Brandon attended the Feeding America "Feed, Nourish, Connect" conference to collaborate with colleagues and gather information and trends.

2019 was also a record year for food collection, as we recorded the receipt of 5,326,241 pounds – an increase of 5% over 2018.

This summer posed challenges for one of our longest-running partnerships as controversy and a temporary suspension came to the Bloomington Community Farmer's Market. Like overall market sales and attendance, the amount of food donated to HHFB declined this summer. We worked with Farm to Family Fund to create the Farmer Appreciation Project and raised funds to make purchases from market vendors to help alleviate the loss of sales during the market's temporary closure.

The most significant effort for the development team was the capital campaign for the new truck announced at the annual meeting. The Soup Bowl benefit raised \$20,000 in seed money for this effort and an anonymous donor agreed to donate \$65,000 if HHFB raised the remaining \$55,000 of a \$140,000 overall goal by December 1. Through a combination of grant applications, personal solicitations and other appeals, we were able to raise the funds by August and place the order for the new truck in the fall.

The capital campaign took place with a backdrop of raising the required \$1.1 million to meet our annual operating budget, and the team undertook this effort with an ongoing series of grant applications, direct mail, cause marketing and fundraising events. Partnerships with Bloomingfoods (Positive Change), Walmart (Fight Hunger Spark Change), Subway, Kroger and Lucky's brought in much needed funds, as did Feeding America promotions like Red Nose Day, pampered Chef and Darden Restaurants. A new partnership was established with Sierra Miller for State Farm "Quotes for Good." Community Cars Cares, a new project by the Community family of car dealerships in Bloomington, provided a donation of over \$11,000 by including HHFB as a benefiting agency.



In addition to the administrative support provided for the USDA programs, government support at all levels help fund food purchases and operations with grants from the Indiana State Department of Agriculture Food Banks program, IHEDA Neighborhood Assistance Tax Credit Program, Emergency Food & Shelter Program, Community Development Block Program, and Perry and Van Buren Townships.

The development team created various direct mail appeals including several issues of our newsletter, Hungry for Change along with newspaper and social media appeals. In addition to our big fundraising events like Soup Bowl and Book Fair, the team worked on others including Taste of Bloomington, Pie Run and several smaller events. Our Alpha Gamma Delta sorority partners hosted the successful “Let’s Taco About Hunger” fundraiser. The development team also takes a leadership role in key events like the Annual Meeting and Hunger Action Awards.

Finally, the team and **Board President Kevin Robling** worked extensively with attorneys, bankers and our partners at German American to finalize establishment of the Marion Douglas Trust for Hoosier Hills Food Bank. Mr. Douglas, who passed away in 2017, set aside roughly a quarter million dollars to establish a trust that will support HHFB over the long term. HHFB does not possess or control the trust principal but will receive an annual distribution to support our operations.



## Volunteer Program & Special Events

The number of individual volunteers at HHFB increased by 9.5% in 2019, with 2,124 individuals contributing 15,154.75 hours of service. The total number of hours decreased by less than one percent due to suspension of garden volunteer hours, but many more people gave us some of their time.

We attribute much of our success to the efforts of these hard-working volunteers, who are recruited and trained by **Manager of Volunteer Services and Community Engagement Ryan Jochim** with the support of **Civic Scholars Saleem Tucker, Caleb King and Wolf Davis**, and **Advocate for Community Engagement Ashlynn Waldrip** and **McDonald's Scholar Erin Doherty**.



In addition to serving us at the highest level as members of our Board of Directors, volunteers support seven program areas and contributed a new high of more than 6,000 hours doing warehouse and office work. They also repacked food for our Meal Share prepared food rescue program; packed senior food boxes for the CSFP program; helped distribute food at four monthly mobile pantries; sorted books and media for our annual book fair fundraiser; and helped at special events like Book Fair, Soup Bowl, Hoosier Hysteria and Stamp Out Hunger.

Our volunteers come to us from all different backgrounds. Some come only once with a group or by themselves; some come once a week and bring a friend! No matter how they come to us, we're grateful for their service. Several groups are notable for helping on a regular, ongoing basis including Cook Medical, Alpha Gamma Delta Sorority, Minority Association of Pre-Medical Students, Edgewood Jr. High School, IU Athletics, RSVP and First Year Experience.

Many individuals help so often they're hard to distinguish from the staff, including John Harl, Daniel Morelli, Chuck Burns, Rebecca Alter, AnnaMaria Mecca, Elisabeth Heyerdahl, Peggy & Dave Shaw, Trevor Jones, Abe Taha, Barb & Mike Horvath, Caroline Moh, Margie Hershey, Piper Donnelly, Daphne Richards and Mark Frye. About 30 regular book sorting volunteers take weekly shifts with Kathy Anderson and Natalie Kravchuck spending even more hours at home helping manage our online sales.





## Annual Meeting

HHFB hit it out of the park with our baseball-themed Annual Meeting on March 22. Over 150 guests helped celebrate the issue of our 2018 annual report, which detailed our “grand slam” year that included record food distribution and the acquisition of our new van, Regina. Departing interns Karina Gutierrez, Steven Lee, Michael Etter and Carl Woody were recognized along with “rookie of the year” Bradley Drake and five-year veteran Will Bruce. Director of Development and Administration Jake Bruner was also honored for his 10th anniversary with HHFB. Jake and Executive Director Julio Alonso announced a challenge campaign to raise funds for a new truck and the development of the 2020 Vision strategic plan for next year. Guests really enjoyed the theme which included baseball decorations, hot dogs, cracker jacks, bubble gum and a popcorn machine.



## Hunger Action Awards

In June, HHFB celebrated our volunteers and supporters with the 13th Annual Hunger Action Awards in the Indiana Memorial Union Tudor Room. Approximately 100 guests enjoyed food from sponsor IU Dining, received a new baseball style HHFB t-shirt and viewed a generous check presentation by Kroger Manager of Public Affairs Eric Halvorson. We celebrated the 5-year anniversary of Manager of Volunteer Services and Community Engagement Ryan Jochim and gave Hunger Action Awards to the following deserving supporters:

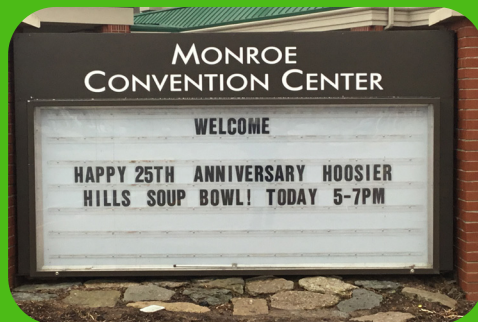
- Outstanding Volunteer: Pastor Robert C. Courson
- Outstanding Community Partner: Cook Group
- Outstanding Community Partner: One World Enterprises
- Outstanding Partner Agency: Bread of Life
- Outstanding Volunteers: Peggy and Dave Shaw
- Charlie Thompson Award: Vicki Pierce





## 25th Annual Soup Bowl Benefit

2019 marked the 25th Anniversary of the annual Soup Bowl Benefit as we hosted another sold-out event at the Monroe Convention Center. Over 650 guests enjoyed soup from more than thirty local restaurants, entertainment from the “Silver Anniversary Band” led by Carrie Newcomer, prose from Scott Russell Sanders and a proclamation from Bloomington Mayor John Hamilton. Several dozen volunteers helped set up and host the event, supported by the Soup Bowl Organizing Committee and HHFB staff. Soup Bowl XXV raised over \$147,000 for HHFB thanks to our generous sponsors and donors!








## 2019 HHFB Community Book Fair

The 34th Annual Book Fair was hosted by HHFB for the fifth year on October 3rd-8th at the Monroe County Fairgrounds. Throughout the year, volunteers kept busy sorting over 100,000 books, dvds, cds, records, stamps, coins, and comics for the public to peruse and purchase. Dozens of volunteers helped with a week of set up and during the six day event, which was attended by almost 3,200 people and raised over \$77,000 for the food bank. In addition to searching for treasures among the donated books, guests enjoyed food from food trucks, an opening day color guard ceremony, consultations with the Monroe County Veteran Services office, free spinal screenings, a Charlotte's Web interactive display by Cardinal Stage, kids activities, fire trucks and firefighters.



## Advocacy, Education & Outreach

The food bank never engages in partisan politics, however advocacy and education on hunger issues are part of our mission. We work to engage elected and other government officials and the general public around issues of food insecurity and hunger and our efforts to reduce them.

One part of this messaging includes maintaining a public profile and being visible in the community so that people are aware of our work and the need for it. We participated in the Bloomington 4th of July Parade, created a display for the City Hall atrium, and supported a food insecurity project at the Mathers Museum. We also promoted Hunger Action Month in September and were involved in activities surrounding the “Year of Food” at the City of Bloomington.




In January, Julio and Jake attended Feeding Indiana's Hungry's food bank day at the State House in Indianapolis, engaging with legislators alongside other food banks. Throughout the year Brandon participated in food policy council and rural food initiative meetings and conferences. Team members attended Greater Bloomington Chamber of Commerce legislative updates and health care forums, and the Gleaners Annual Meeting where they met new Feeding America CEO Claire Babineaux-Fontenot. Jake also attended the FRAC Anti-Hunger Policy Conference in Washington, DC and Ryan attended multiple volunteer fairs.

Throughout the year, various staff hosted tours of the food bank and addressed groups and school or university classes. Julio gave numerous press interviews on various topics as did Jake and Brandon. We were called on frequently to discuss the impacts of the federal shutdown on federal workers, SNAP recipients and hunger relief programs. Although the shutdown was resolved in a matter of weeks, it did create a “SNAP Gap” in which benefit recipients saw an interruption in the timing of release of their SNAP benefits. Feeding America and United Way both raised funds to help food banks address a potential increase in clients and food needs. With this support, HHFB was able to purchase 27,600 pounds of five staple foods and distribute them to member agencies.

HHFB received recognition in 2019 when the Bloomington Commission on Sustainability honored us with a Sustainability Award, and we were chosen as one of the “Best Places to Work in Bloomington.”

One of our most popular education efforts is the annual Children's Art Calendar, which was prepared in 2019 for 2020. ACE Ashlynn Waldrip met with various elementary and middle school teachers and youth agencies and spoke with children about hunger. The kids then created drawings representing their reflections, many of which were chosen for the calendar which also includes hunger facts and agency information. The calendar is used as a method of thanking many of our food donors and volunteers and is also shared with elected officials.





Feeding America provides food banks with many tools to educate about hunger and one of the most important is Map the Meal Gap. Each year, MMG is issued in the spring showing food insecurity rates at the county level. While a major problem still remains, MMG 2019 showed a continuing trend toward progress with slightly lower food insecurity rates in HHFB's service area. Overall food insecurity in our six-county region was 14.6% vs. 15.5%. Child food insecurity rates were also down to 17.8% compared to the prior year's report of 19%. While these numbers are encouraging and show that our efforts are working, they still represent 37,460 people, including 8,440 children at risk of hunger, signaling that much work remains to be done.



HHFB's state and local alliances are also important to our advocacy work. Feeding America, our national partner, does an extraordinary job of keeping us informed about federal policy and legislation affecting our work and the people we serve; and carries the ball for our network on Capitol Hill. Feeding Indiana's Hungry, our state food bank association does the same on the state level.



## Indiana State Department of Health



@HoosierHillsFB



@HoosierHillsFoodBank



@HoosierHillsFB  
@HHFBGarden

## Administration & Compliance

There are areas of HHFB's management that are rarely seen or noted by most people but are crucial to our health as an organization and our accountability to the public. This work involves both the administrative staff and the volunteer members of our board of directors.

In 2019, in preparation for our developing our 2020 Vision Strategic Plan, our board undertook a comprehensive review of governance policies and procedures; held sessions to learn more about our day to day operations; reviewed financial reports; conducted a CEO performance review; and held a facilitated strategic planning session with our **Feeding America Compliance and Capability Manager, Judy Alberg**. Board members also volunteered at special events and conducted committee reviews of financial, budget, and personnel matters. **Kevin R. Robling** and **Adrian Reid** continued as President and Vice President while **Jessica McClellan** took over the role of Treasurer and **George Huntington** as Secretary. Members **Chuck Cooksey, Chris Gray, Margie Rice, Thomas Ruemler** and **Pam Vanzant** were re-elected to serve new terms.



The administrative team undertook an exhaustive review of our business insurance policies in 2019 before renewing them and were also able to renew our health insurance policies with a significantly lower premium increase than expected. Staff also implemented the purchase and installation of a new server for our IT network and took all the steps necessary to ensure proper grant and public reporting requirements were met. Our annual financial audit was successfully completed, and we ensured that all staff were Serv Safe certified in food safety and appropriate staff had forklift, CDL and first aid certifications.




Staff worked with members of the Monroe County Energy Challenge to conduct an extensive review of our energy use and develop recommendations for increased efficiency and savings. Key recommendations were implemented including consolidation of electric meters and implementation of a project that will be announced at the 2020 annual meeting. Additional actions will likely be implemented over time.

Staff and board members worked to develop the 2020 Vision Strategic Plan which is attached to this report. Input was sought from a wide range of stakeholders and a year-long review of policies, procedures and needs factored into the plan.

In 2019, HHFB underwent and successfully completed our biennial Feeding America compliance audit and was found fully compliant in the more than 20 aspects of operations and organizational health that are evaluated. We also passed a third-party food safety audit by AIB International with an impressive score of 920/1000. Inspections by the Indiana State Department of Health, Monroe County Health Department and USDA had no findings; and we underwent a voluntary safety review with the Northern Monroe Fire Territory for our warehouse.

HHFB maintained the Meals Per Person In Need (MPIN) standards for food distribution in all six of our counties for all four quarters of 2019. In fact, we have never been out of compliance in any county since the inception of this requirement.








## Since Then & Looking Ahead

As always, it takes time to wrap up one year and move on to the next and to compile the information needed for a report like this. As such, our annual report is issued several months into the new year at our Annual Meeting. Since the end of 2019, we've kept busy at Hoosier Hills Food Bank. We celebrated the arrival of our new truck, "Annie" on Martin Luther King Jr. Day of Service, surrounded by many of the volunteers who came to help pack senior food boxes that day. We held another successful Soup Bowl Benefit and we continued moving a lot of food. We've also planned for the release of this report and our 2020 Vision Strategic Plan at a future-themed Annual Meeting in March. And with mixed feelings, we said goodbye to "Jumbo," who will continue service with one of our Owen County agencies. We look forward to the coming year and to sharing these and other accomplishments in our 2020 Annual Report next year.



### Statement of Values

Hoosier Hills Food Bank, Inc.

Adopted by Board of Directors April 19, 2010.

Hoosier Hills Food Bank is a non-profit corporation dedicated to the elimination of hunger in south central Indiana.

Our values, consistent with that purpose include:

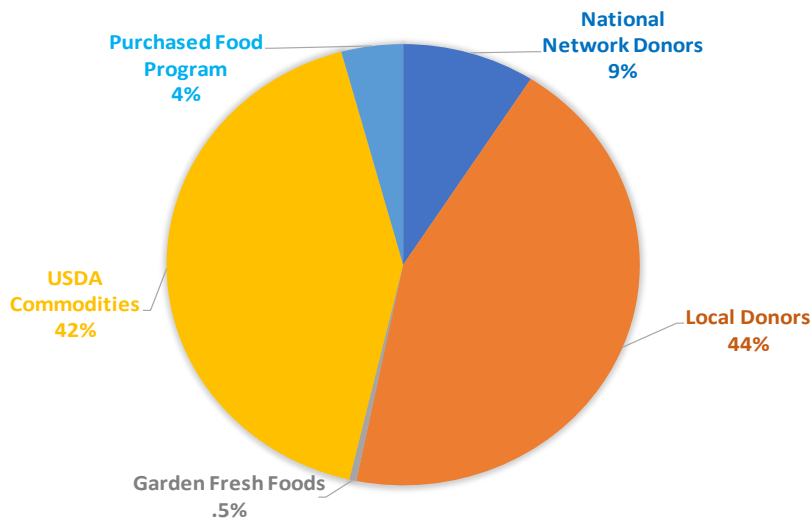
- A commitment to the fair treatment and dignity of all persons, but especially those individuals using the services of HHFB and its partner agencies and the volunteers who support those services.
- A commitment to the right of all people to have access to safe, affordable, nutritious food.
- A commitment of accountability and transparency to the food and financial donors who support our work and to respecting their privacy and intentions.
- A commitment to providing our employees with a living wage, reasonable employment benefits and fair and equitable treatment.
- A commitment to providing our partner agencies with the best possible variety of quality food that our resources will allow and to being responsive to their needs.
- An appreciation of the diverse nature of our community and a commitment to inclusive practices in the hiring of staff, recruitment of volunteers and provision of services.



## FOOD RECEIVED 2019

By Donor Source	2018	2019	Change	% Change	%Total
<b><u>National Network Donors</u></b>					
Feeding America Network	378,277	414,490	36,213	10%	8%
Gleaners Cluster	2000	0	(2,000)	-100%	0%
Interaffiliate Transfers	258,740	68,653	(190,087)	-73%	1%
<b>Network Total</b>	<b>639,017</b>	<b>483,143</b>	<b>(155,874)</b>	<b>-24%</b>	<b>9%</b>
<b><u>Local Donors</u></b>					
Local FA Donors	1,241,885	1,170,119	(71,766)	-6%	22%
Local Regular Donors	1,137,823	976,338	(161,485)	-14%	18%
Meal Share Donors	72,578	82,383	9,805	14%	2%
Community Food Drives	111,039	120,494	9,455	9%	2%
<b>Local Total</b>	<b>2,563,325</b>	<b>2,349,334</b>	<b>(213,991)</b>	<b>-8%</b>	<b>44%</b>
<b><u>Garden Fresh Foods</u></b>					
BC Farmers' Market	17,704	3,650	(14,054)	-79%	0.1%
Plant A Row	8,073	9,002	929	12%	0.2%
Gleaning Program	197,428	12,584	(184,844)	-94%	0.2%
HHFB Garden	6,720	91	(6,629)	-99%	0.0%
<b>Garden Total</b>	<b>229,925</b>	<b>25,327</b>	<b>(204,598)</b>	<b>-89%</b>	<b>0.5%</b>
<b><u>USDA Commodities</u></b>					
TEFAP	1,008,400	1,828,427	820,027	81%	34%
CSFP	420,519	415,869	(4,650)	-1%	8%
<b>USDA Total</b>	<b>1,428,919</b>	<b>2,244,296</b>	<b>815,377</b>	<b>57%</b>	<b>42%</b>
<b><u>Purchased Food Program</u></b>					
<b>Purchased Total</b>	<b>227,809</b>	<b>224,141</b>	<b>(3,668)</b>	<b>-2%</b>	<b>4%</b>
<b>Total Received</b>	<b>5,088,995</b>	<b>5,326,241</b>	<b>237,246</b>	<b>5%</b>	<b>100%</b>

### Food Received by Donor



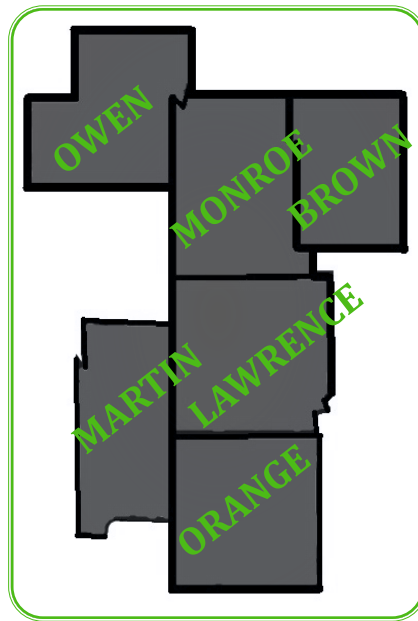
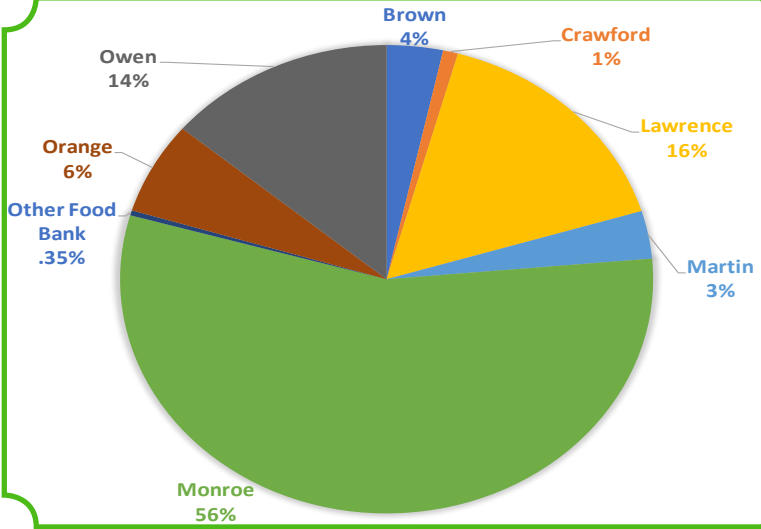
## FOOD DISTRIBUTED 2019

<b>By Donor Source</b>	<b>2018</b>	<b>2019</b>	<b>Change</b>	<b>% Change</b>	<b>% of Total</b>
<u>National Network</u>					
Feeding America System	393,612	370,668	(22,944)	-6%	7%
Gleaners Cluster	1,793	3,974	2,181	122%	0%
Inter-affiliate Transfers	238,914	71,254	(167,660)	-70%	1%
Total FA Network	634,319	445,896	(188,423)	-30%	9%
<u>Local Donors</u>					
Community Food Drives	95,388	110,398	15,010	16%	2%
Meal Share	64,039	66,495	2,456	4%	1%
Local Retail	2,376,488	2,033,315	(343,173)	-14%	40%
Total Local	2,535,915	2,210,208	(325,707)	-13%	43%
<u>USDA</u>					
CSFP	420,519	415,869	(4,650)	-1%	8%
TEFAP	1,058,378	1,812,533	754,155	71%	36%
Total USDA	1,478,897	2,228,402	749,505	51%	44%
Purchased	227,677	215,360	(12,317)	-5%	4%
<b>TOTAL DISTRIBUTED</b>	<b>4,876,808</b>	<b>5,099,866</b>	<b>223,058</b>	<b>5%</b>	<b>100%</b>
<u>By County</u>					
	<b>2018</b>	<b>2019</b>	<b>Change</b>	<b>Change %</b>	<b>% Total</b>
Brown	170,858	173,743	(2,885)	-2%	3%
Crawford	49,560	46,144	(3,416)	-7%	1%
Greene	1,948	0	(1,948)	-100%	0%
Lawrence	797,032	815,397	18,365	2%	16%
Martin	159,506	168,010	8,504	5%	3%
Monroe	2,607,932	2,846,184	238,252	9%	56%
Other Food Bank	159,906	168,010	8,504	5%	3%
Orange	318,031	324,812	13,781	4%	6%
Owen	611,685	707,915	96,230	16%	14%
<b>TOTAL DISTRIBUTED</b>	<b>4,876,808</b>	<b>5,099,866</b>	<b>223,058</b>	<b>5%</b>	<b>100%</b>
<b>Fresh Produce Distributed</b>	<b>1,269,963</b>	<b>1,289,662</b>	<b>19,699</b>	<b>1.5%</b>	<b>25%</b>

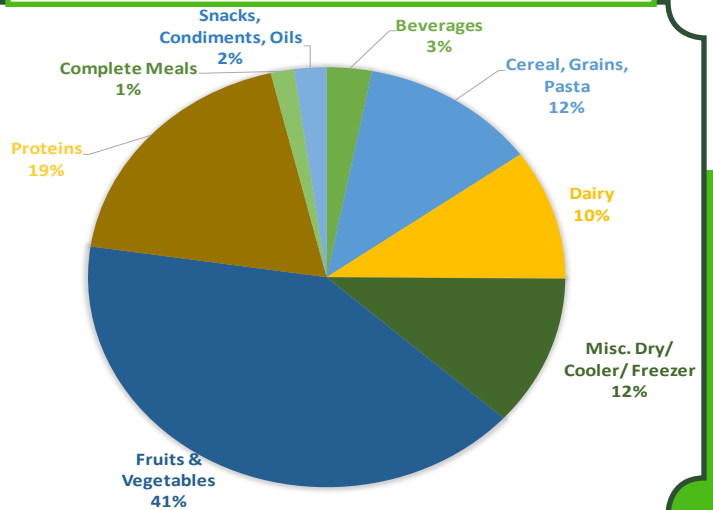




## Food Distribution by County



## Food Distribution by Food Type



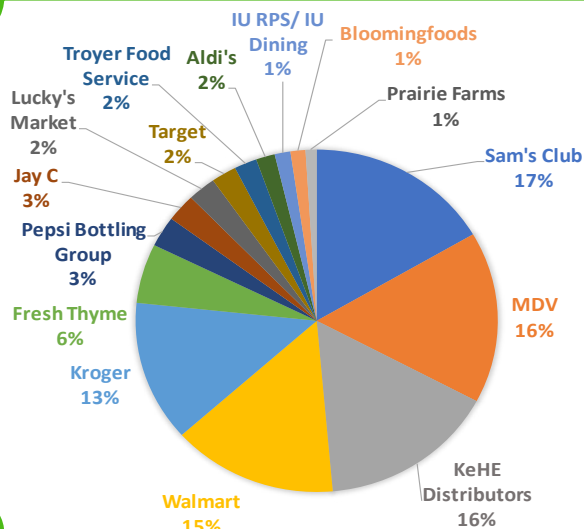
### HHFB 2019 DISTRIBUTION BY FOOD TYPE

Category	2018	2018%	2019	2019%
Beverages	89,246	1.8%	155,614	3.1%
Cereal, Grains & Pasta	407,186	8.3%	612,735	12.0%
Dairy	609,586	12.5%	512,331	10.0%
Misc. Dry/ Cooler/ Freezer	537,220	11.0%	591,461	11.6%
Fruits & Vegetables	2,343,592	48.1%	2,072,127	40.6%
<i>Fresh Produce</i>	<b>1,269,963</b>	<b>26.0%</b>	<b>1,236,696</b>	<b>24.2%</b>
<i>Canned, Dried, Frozen Produce</i>	<b>893,952</b>	<b>18.3%</b>	<b>624,916</b>	<b>12.3%</b>
<i>Juice</i>	<b>179,677</b>	<b>3.7%</b>	<b>210,515</b>	<b>4.1%</b>
Proteins	581,507	11.9%	963,288	18.9%
Complete Meals	139,101	2.9%	80,466	1.6%
Snacks, Condiments & Oils	153,494	3.1%	111,844	2.2%
Non-Food	15,876	0.3%	0	0.0%
<b>Total</b>	<b>4,876,808</b>	<b>100.0%</b>	<b>5,099,866</b>	<b>100.0%</b>

## HOOSIER HILLS FOOD BANK 2019 - TOP 15 LOCAL FOOD DONORS

2018 Donor	2018 #	2019 Donor	2019 #
Walmart	493,078	Sam's Club	336,701
MDV	383,376	MDV	328,980
Sam's Club	335,344	KeHE Distributors	321,012
Kroger	272,792	Walmart	300,541
Harriman Farms	196,681	Kroger	269,983
KEHE Distributors	195,097	Fresh Thyme	113,928
Fresh Thyme	101,667	Pepsi Bottling Group	58,481
Melon Acres	73,508	Jay C	53,265
Pepsi Bottling Group	59,931	Lucky's Market	50,991
Jay C	53,810	Target	45,845
Lucky's Market	49,827	Troyer Food Service	41,121
Troyer Food Service	33,591	Aldi's	34,257
Snyders Lance Inc.	32,959	IU RPS/IU Dining	28,602
Coca Cola Bottling	31,095	Bloomingfoods	27,142
RPS	26,316	Prairie Farms	20,078

### Top Local Food Donors



**Lucky's Market**



**Harriman Farms**

Farm Market | Greenhouse | Wholesale & Retail



## HOOSIER HILLS FOOD BANK 2019 - TOP NATIONAL NETWORK DONORS

2018 Donor	2018 #	2019 Donor	2019 #
Feeding America	166,563	Feeding America	107,872
Community Harvest Food Bank	131,174	Elmaple Farm	40,320
Lower Midwest Produce	102,044	Glanbia Performance Nutrition	40,320
Mondelez	49,995	Mouzin Bros. Farms	39,900
Food Bank of NW Louisiana	42,840	Lower Mdwst Reg, Produce Co-op	39,822
Alsum Produce	41,575	Melon Acres	39,200
Mouzin Bros. Farms	35,280	Campbells Soup Supply	35,594
Northern Illinois Food Bank	27,417	Mondelez	34,541
Tri-State Food Bank Inc	21,337	Food Bank of Central Missouri	15,059
Kellogg Co. Choice System	8,895	General Mills, Inc.	12,932



HOOSIER HILLS FOOD BANK 2019 - TOP 15 MEAL SHARE DONORS

2018 Donor	2018 #	2019 Donor	2019 #
MCCSC	20,171	Hoosier Room	26,474
Tudor Room	16,584	MCCSC	21,348
Hoosier Room	11,781	Tudor Room	10,728
Avers	8,980	Avers Pizza	9,379
Outback Steakhouse	4,543	Outback Steakhouse	4,692
Hu Hot Mongolian Grill	2,080	IU Health Bloomington Hospital	1,902
IU Hospital Kitchen	1,992	IU Dining	1,723
Terry's Banquets & Catering	1,750	Chipotle	1,231
Chipotle	1,068	Pizza Hut	1,072
Bloomington Country Club	1,004	Bloomington Country Club	821
Pizza Hut	740	Terry's Banquets & Catering	807
IU Residential Program Services	735	One World Enterprises	730
The Project School	675	The Project School	597
Bob Evans	206	Phi Gamma Delta	492



Bloomington



HOOSIER HILLS FOOD BANK 2019 - TOP 15 COMMUNITY FOOD DRIVE DONORS

2018 Donor	2018 #	2019 Donor	2019 #
NALC/ Stamp Out Hunger	41,474	NALC/Stamp Out Hunger	42,432
MCCSC	10,198	MCCSC	7,749
Hoosier Hysteria	6,755	Hoosier Hysteria	6,566
IU Health Food Drive	4,791	IU Health Food Drives	6,358
IU Residential Program Services	3,870	IU Dorm Food Drives	4,605
IU Orientation	3,057	Summers Plumbing	2,875
Kroger JC SYF	2,988	YMCA of Monroe County	2,659
Monroe County Public Library	1,995	IU Orientation	2,411
Univ. Info. Tech Services	1,945	Monroe County Public Library	1,515
Summers Plumbing	1,942	IU Athletics	1,434
YMCA South	1,862	IU Day Food Drive	1,360
IU Intercollegiate Athletics	1,618	WCLS Radio Station	1,300
Bloom Insurance Agency	1,153	Cook Medical	1,212
Cook Medical	966	iFix Screens LLC	1,146
Child Protection Service	938	IU Law School	987

## HHFB POUNDS DISTRIBUTED BY AGENCY

AGENCY	COUNTY	POUNDS DISTRIBUTED
Amethyst House	Monroe	3,235
Amethyst Women's House	Monroe	2,168
Area 10 Agency on Aging	Monroe	57,835
Area 10 Owen County	Owen	7,446
Backpack Buddies	Monroe	5,783
Banneker Community Center	Monroe	4,086
Becky's Place	Lawrence	3,874
Bedford Community Care Center	Lawrence	190,279
Bertha's Mission	Lawrence	4,332
Blair House - Centerstone	Monroe	4,983
Bloomington Day Care East	Monroe	866
Bloomington Daycare West	Monroe	211
Bloomington Housing Authority Resident's Council	Monroe	27,977
Bloomington Township Trustee	Monroe	17,060
Bobby's Place Pantry	Monroe	26,502
Boys and Girls Club Bloomington	Monroe	1,853
Boys and Girls Club Crestmont	Monroe	733
Boys and Girls Club Ellettsville	Monroe	1,331
Bread of Life/Mitchell Church of Christ	Lawrence	298,213
Brown County CSFP	Brown	15,470
Brown County Enrichment for Teens	Brown	6,368
Brown County Seniors Produce	Brown	1,703
Brown County Weekend Backpack Program	Brown	291
Camp Hunt/Wheeler Mission	Monroe	44,456
Catholic Charites Bloomington	Monroe	340
CK Express Pantry	Monroe	9,240
Community Kitchen of Monroe County	Monroe	151,585
Crawford County CSFP	Crawford	46,144
Crawford Homes Program	Monroe	41,284
Crimson Cupboard	Monroe	21,501
Cunot Food Pantry	Owen	12,600
Feed the Needy	Monroe	1,345
First Assembly of God	Monroe	3,073
First United Methodist Church	Monroe	41,921
Garrard Chapel	Owen	348,699
Genesis Church Food Pantry	Monroe	988
Girls Inc. of Monroe County	Monroe	943
God's Place	Lawrence	50,658
Gosport Food Pantry	Owen	20,169
Grace Center Food Pantry	Monroe	36,447
Greater Works Ministry	Martin	19,082
Hannah House	Monroe	6,655
Harmony School	Monroe	5,275
Help Build A Better Life	Monroe	26,980
Highland Faith Assembly of God	Monroe	6,251
Hospice of IU Health Bloomington Hospital	Monroe	7,085
Indiana Dream Team	Owen	10,324
La Campagne Ministries	Owen	4,750
La Campagne Youth Program	Owen	241
Lawrence County CSFP	Lawrence	118,912
Lawrence County Seniors Produce	Lawrence	7,596
Lawrence Interfaith Endeavor	Lawrence	20,315
Lighthouse Fellowship Church	Owen	31,857
Loogootee UMC Youth Program	Martin	2,993



Lighthouse Fellowship Church	Owen	10,580
Loogootee UMC Youth Program	Martin	3,785
Loogootee United Methodist Church	Martin	12,599
Mark of Discipleship Mission	Owen	139,503
Martin County CSFP	Martin	21,905
MCUM Childcare Program	Monroe	10,544
MCUM Emergency Pantry	Monroe	26,772
Mercy Center	Orange	14,762
Middle Way House	Monroe	9,103
Middle Way House Transitional Living Center	Monroe	2,365
Mobile Pantry Bedford	Lawrence	59,462
Mobile Pantry Mitchell	Lawrence	61,756
Mobile Pantry Orleans	Orange	79,306
Mobile Pantry Shoals	Martin	69,228
Monroe County CSFP	Monroe	64,119
Monroe County Mobile Food Pantry	Monroe	36,434
Monroe County Seniors Produce	Monroe	15,451
Mother Hubbard's Cupboard	Monroe	1,340,869
Mother's Cupboard Community Food Pantry	Brown	25,721
Mother's Cupboard Community Kitchen	Brown	58,654
New Hope Family Shelter	Monroe	6,552
New Leaf New Life	Monroe	13,679
North Salem Pantry	Brown	3,545
Orange County CSFP	Orange	81,128
Orange County Seniors Produce	Orange	20,735
Owen County CSFP	Owen	68,191
Owen County Seniors Produce	Owen	20,121
Pantry 279	Monroe	542,445
Paoli Community Food Pantry	Orange	88,257
Perry Township Trustee	Monroe	19,367
Positive Link, IU Health Bloomington Hospital	Monroe	9,047
Recovery Engagement Center	Monroe	6,125
Redeemer Community Church	Monroe	6,496
Richland Township Food Pantry	Monroe	37,441
Richland Township Trustee	Monroe	16,475
Salvation Army of Bloomington	Monroe	22,016
Salvation Army of Brown County	Brown	2,736
Shalom Community Center	Monroe	58,421
Spencer Presbyterian Food Pantry	Owen	63,011
Springs Valley Educational Program	Orange	2,257
Springs Valley Food Pantry	Orange	38,368
St Vincent de Paul of Brown County	Brown	59,255
St Vincent de Paul of Martin County	Martin	30,587
Stepping Stones	Monroe	9,548
Stone Belt Arc	Monroe	567
Tabitha's Storehouse at Highland Village Church	Monroe	13,870
Terre Haute Catholic Charities Food Bank	Other Food Bank	17,661
The River	Martin	10,824
Walnut Grove Food Pantry	Monroe	18,486
Washington Township Trustee	Owen	2,280
<b>TOTAL</b>		<b>5,099,866</b>

# HOOSIER HILLS FOOD BANK UNAUDITED 2019 FINANCIAL STATEMENTS

## INCOME & EXPENSE STATEMENT

<u>Income</u>	
Capital Fundraising (Truck)	\$116,185.00
CDBG Grant	\$25,000.00
Donated Book Income (In-Kind)	\$71,899.80
Donated Food Value (In-Kind)	\$4,992,751.00
Donations	\$221,336.87
EFSP Grant	\$17,003.50
Fundraising	\$489,482.92
Local Government Grants	\$55,112.58
Miscellaneous Grants	\$25,920.76
Other Income	\$15,477.32
Shared Maintenance	\$186,713.65
United Way	\$31,502.64
USDA Program Reimbursements	\$182,153.89
<b>TOTAL INCOME</b>	<b>\$6,430,539.93</b>
<u>Expenses</u>	
Building Repair & Maint	\$3,754.47
Building Supplies & Maint.	\$3,185.74
Business Insurance	\$27,788.10
Compliance & Safety Expense	\$12,817.93
Computer Supplies & Maint.	\$4,866.69
Conferences/Lodging	\$2,522.29
Copy & Printing	\$15,535.82
Donated Book Expense (In-Kind)	\$57,983.94
Donated Food Expense (In-Kind)	\$4,999,495.00
Employee Mileage	\$1,214.64
Equipment Repair & Maint.	\$3,209.92
Food Purchase/Transportation	\$90,715.26
Food Rescue Supplies	\$19,801.93
Fundraising Expense	\$88,503.31
General Office Fund/Miscellaneous	\$2,561.84
Health Insurance Benefits	\$90,798.77
I.U. Work Study	\$2,010.20
Legal & Accounting	\$23,593.10
Membership Dues	\$6,336.63
Mortgage Interest	\$35,798.89
Office Supplies	\$2,641.23
Payroll Taxes	\$39,020.46
Pest Control	\$2,374.00
Postage	\$3,129.25
Retirement Benefits	\$9,299.80
Salaries	\$515,625.47
Subscriptions and Publications	\$512.74
Telephone	\$3,263.09
Trash & Recycling Removal	\$7,797.68
Utilities - Electric	\$16,108.99
Utilities - Gas	\$995.35
Utilities - Water	\$834.36
Vehicle Gas	\$28,070.96
Vehicle Registration	\$2,765.75
Vehicle Repair	\$44,718.38
Volunteer Supplies	\$8,560.99
<b>TOTAL EXPENSES</b>	<b>\$6,178,212.97</b>
<b>NET RESULTS OF OPERATIONS</b>	<b>\$252,326.96</b>


## BALANCE SHEET

<u>Assets</u>	
Petty Cash	\$50.00
Checking & Savings Accounts	\$227,470.56
Certificates of Deposit	\$78,343.21
Accounts Receivable	\$26,211.80
Contribution Receivable	\$3,014.57
Grant Receivable-Unrestricted	\$9,086.29
Allowance for Uncollectible Accounts	\$(2,000.00)
Inventory	\$257,734.66
Prepaid Expense & Security Deposit	\$18,343.85
Capital Projects Account	\$136,196.33
<b>Total Current Assets</b>	<b>\$538,296.94</b>
Land	\$75,000.00
Buildings	\$843,086.00
Building Improvements	\$351,340.72
Equipment	\$157,415.16
Vehicles	\$439,424.58
	<b>\$1,866,266.46</b>
Less Accumulated Depreciation	\$(896,076.24)
<b>Total Fixed Assets</b>	<b>\$970,190.22</b>
<b>Total Assets</b>	<b>\$1,724,641.49</b>
<u>Liabilities and Net Assets</u>	
<b>Current Liabilities</b>	<b>\$0</b>
Accounts Payable	\$0
Accrued Wages	\$25,214.26
Accrued Paid Time Off	\$38,039.71
Payroll Taxes Payable	\$1,699.232
Withholding Payable	\$0
Mortgage	\$18,739.51
Employee Benefits	\$484.19
<b>Total Current Liabilities</b>	<b>\$90,465.66</b>
<b>Long-term Liabilities</b>	
Mortgage	\$606,802.14
<b>Total Long-term Liabilities</b>	<b>\$606,802.14</b>
<b>Net Assets - Unrestricted</b>	<b>\$1,033,662.45</b>
<b>Total Liabilities and Net Assets</b>	<b>\$1,724,641.49</b>

**Notes on Financial Statements: Figures presented here are unaudited and include in-kind donated inventory value as required by generally accepted accounting principles, which also does not allow inclusion of value of federal commodities. HHFB's financial statements are audited annually by a CPA firm and 2019's audit will be completed in the summer of 2020 and available on request to interested parties. Audited statements will apply all other GAAP and include other non-cash expenses such as depreciation along with adjustments and program/management/fundraising breakdowns. HHFB's IRS Form 990 will be filed on completion of the audit and posted on our website.**



# Community Supporters:



Thanks to all of our donors, supporters, and volunteers, of whom this page is a representative sample. Without you, none of what we do could be possible. With each hour volunteered and each donation received, we are helping "take the hunger out of poverty" and YOU are the driving force behind that.

	Food Insecurity Rate	Food Insecure Individual	Child Insecurity Rate	Food Insecure Children
Brown	10.2%	1,540	14.3%	400
Lawrence	11.6%	5,310	17.5%	1,780
Martin	11.4%	1,160	17.3%	400
Monroe	16.8%	24,260	17.6%	4,070
Orange	12.8%	2,520	19.1%	880
Owen	12.7%	2,670	20.1%	910
<b>Total</b>	<b>14.6%</b>	<b>37,460</b>	<b>17.8%</b>	<b>8,440</b>
<b>Indiana</b>	<b>13.3%</b>		<b>17.4%</b>	
<b>US</b>	<b>12.5%</b>		<b>17.0%</b>	

Source: Map the Meal Gap 2019 [www.feedingamerica.org/mapthegap](http://www.feedingamerica.org/mapthegap)

