

Hoosier Hills Food Bank

2025 Annual Report

Date of Release: April 2026
www.hhfoodbank.org

FEEDING
AMERICA



Rising to the Challenge in 2025

Hoosier Hills Food Bank faced a number of challenges in 2025 as the landscape of support for fighting hunger and food insecurity shifted dramatically with significant losses in federal government assistance. The LFPA and CCC programs, which together provided over 575,000 pounds of food in 2024, were eliminated; the state of Indiana discontinued participation in the Sun Bucks program that supported extra summer food for kids; reductions were made in eligibility for SNAP; and the federal government experienced its longest shut down in history.

But with the strong support of our community, HHFB rose to the occasion and distributed over five million pounds of food (5,103,151) for the 7th year in a row, including 28% fresh produce; we responded to summer kids needs with a special distribution; and we answered the fall interruption of SNAP benefits with a massive output of food for our partners. We also reached an extraordinary milestone with the distribution of our 100 millionth pound of food in June.

We took some inspiration from our underestimated Indiana University Hoosiers football team, who rose beyond skepticism to become undefeated national champions in 2025. HHFB didn't even exist the last time IU made the Rose Bowl and both of our organizations exceeded public expectations with strong internal belief and dedication. This report to our community tells how we at the food bank "rose" in 2025.

2025 Hoosier Hills Food Bank Staff & Interns!



Mission:

Hoosier Hills Food Bank collects, stores, and distributes food to non-profit agencies feeding the low-income, ill, and children in south central Indiana and works to educate the community about hunger.

Hoosier Hills Food Bank [HHFB] is a member of Feeding America, Feeding Indiana's Hungry [FISH], and United Way of South Central Indiana.

Board of Directors 2025/2026:

- | | | |
|--------------------------------|----------------------|---------------------|
| • Kevin Robling, President | • Pam Thrash Cocalis | • Robin Mendyka |
| • Adrian Reid, Vice President | • Chris Gray | • Margie Rice |
| • Jessica McClellan, Treasurer | • Maurice Garnier | • Scott Shackelford |
| • George Huntington, Secretary | • Tanner Hawkins | • Todd LaDow |
| • Julio Alonso, CEO | • Kenneth Eakins | |

Staff 2025/2026:

- Julio Alonso, Executive Director/Chief Executive Officer
- Jake Bruner, Associate Director/Chief Administrative Officer
- Casey Steury, Director of Operations/ Chief Operating Officer
- Ryan Jochim, Manager of Volunteer Services and Community Engagement
- Cory Lamping, Programs and Garden Manager
- Mya Freed, Programs Specialist
- Mike Holbrook, Food Sourcing Manager
- Erin Hollinden, Manager of Agency Partnerships
- Ben Mescher, Inventory Manager
- Donn Middleton, Safety and Operations Manager
- Dan Borders, Food Delivery Specialist
- Dave Ruskowski, Senior Programs & Outreach Coordinator
- Michelle Barnes, SNAP Outreach Coordinator
- Brad Williams & Ian Ottinger, Food Rescue Drivers
- Matt Johnson, Logistics and Operations Manager
- Madison Stratton, Donor Relations and Development Coordinator
- Sophia Brooks, Warehouse Assistant
- Amanda Ulerick, Indiana Leadership Program
- Aysa Streeval & Farah Zulkifly, SPEA Service Corps Programs Fellow
- Michael Maddy, ACE (Advocate for Community Engagement)
- Chase Ferrin, Cox Civic Scholar

Staff We Bid Farewell In 2025:

- Brady Creef, SPEA Service Corps Fellow Program Development Intern
- Makayla Partin, Cox Civic Scholar Intern
- Kendrick Gabriel, SNAP Application Assistance Coordinator
- Sydney Graham, Senior Programs & Outreach Coordinator

Hoosier Hills Food Bank
Annual Report 2025
2333 West Industrial Park Dr.
P.O. Box 697
Bloomington, In 47402
(812) 334-8347
www.hhfoodbank.org

Not one child.

Not one senior.

Not one in between.

Hunger is not an option.



Hoosier Hills Food Bank is an equal opportunity employer and provider. Federal discrimination complaints can be directed to 201-720-5964. In 2025 approximately 7% of our cash funding came from federal government sources and 86% from non-governmental sources. Dollar amounts of all funding sources are provided in our financial statements. Full non-discrimination policy and most recent IRS form 990 are available on our website: www.hhfoodbank.org. Printed locally on sustainability produced paper.

Programs, Services & Operations

Local Food Rescue & Distribution: Retail Collections & Distribution, Agency Ordering & Pick-Up, Rural Delivery Route, GROW, Meal Share, “Food as Medicine” Partnerships, TEFAP, Purchasing Program

The core mission of Hoosier Hills Food Bank remains the same over 42 years – to rescue and obtain as much food as possible and distribute it to those who need it. Through our various programs in 2025, we distributed 5,103,151 pounds of food including 28% fresh produce. Unfortunately, this marked a 12% drop of over 686,000 pounds from 2024. The decline was completely a factor of supply, not demand. Changes in federal policy resulted in a loss of nearly 200,000 pounds of food, and less access to nationally donated food had a huge impact. Fortunately, many of our local donation sources were up and we were able to purchase about 38% more food.

While 85% of HHFB’s food was delivered directly to agencies or neighbors in 2025, some agencies visit the food bank to pick up food they have pre-ordered through our Primarius 2 online inventory system. Inventory Manager Ben Mescher tracks orders and disbursements and works with other staff to assist agencies as they come for their appointments. Various other staff and regular volunteers stage food for agency pick ups and deliveries throughout the week.



Food Rescue Driver Ian Ottinger joined the staff in February and logged over 10,500 miles and collected over 519,000 pounds of food from a dozen regular retail donors on our Morning Route and directly distributed about 72% of that food to 8 agencies on his route. The remaining food came back to the warehouse for staging for other agencies or deliveries. Food Rescue Driver Brad Williams picked up over 120,000 pounds on the Rural Route, driving about 14,500 miles, visiting donors and agencies in outlying counties along with some local stops.

Food Delivery Specialist Dan Borders earned his CDL and shifted over to the Rural Delivery Route in 2025, logging 19,500 miles to deliver 1,022,315 pounds of food to partner agencies in five outlying counties. This route helps save our partner agencies over 79,000 miles and 1,800 hours each year.

Programs Specialist Mya Freed staffed a variety of other programs that collected and distributed food including the Garden Route on Wheels (GROW) which provided over 47,000 pounds of fresh produce to 17 Monroe County agencies, logging 3,500 miles; the Meal Share prepared food rescue program rescued over 50,000 pounds of food from 15 donors including Hoosier Room and MCCSC schools and delivered 100% of it to 3 kitchens in Bloomington. Over 2,000 produce boxes were delivered to two Area 10 Agency on Aging locations for bi-weekly distribution through their Produce for Better Health initiative and each weekday we picked up about 175 meals from two locations and delivered them to Bloomington Meals on Wheels for their volunteers to distribute to home bound neighbors.



A key source of food that we distribute to neighbors and partner agencies is The Emergency Food Assistance Program (TEFAP), a program of the US Department of Agriculture administered by the Indiana Department of Health. TEFAP includes high quality shelf-stable products as well as some fresh and frozen products and is distributed through four of our mobile pantries and 28 partner agencies. Unfortunately, due to the cancellation of the Commodity Credit Corporation (CCC) support for TEFAP, overall distribution of commodities was down by over 155,000 pounds or 12% last year – a very noticeable loss for agencies. The USDA’s Local Food Purchasing Assistance Program was also cancelled resulting in the loss of over 42,000 pounds of food.



In addition to food received from the above sources, much of HHFB’s food comes through our partnership with Feeding America, the national food bank network. FA processes donations received from national donors which is made available to partner food banks through the “Choice” system. HHFB can bid on those donations using shares earned based on our demographics and size. Unfortunately, as one of the smallest food banks in the network our shares are small, and the pounds received through Choice were down by over 700,000 in 2025. The network also includes regional cooperatives, one of which, Fresh Connect Central in Indianapolis, is one of our most important partners. We obtained over 440,000 pounds through Fresh Connect last year and expect that partnership to continue to grow.

Finally, when all donated sources come up wanting, HHFB must purchase food directly in order to keep up our supply and to obtain items that do not come to us through donors. We distributed over 945,000 pounds of purchased food in 2025, up 17% over the prior year.

HHFB reached a significant milestone in it’s 32-year history on June 25, 2025 when we distributed our 100 millionth pound of food.

Families First Mobile Pantry

HHFB's mobile pantry program consists of two components. Our Families First Mobile Pantry distributes food each month in partnership with host sites in Bedford, Mitchell, Orleans and Shoals while our FF Neighborhood Mobile Pantry distributes food monthly to neighbors in two locations in Bloomington as well as in French Lick and Paoli. The eight monthly mobile pantries hosted 96 distributions in 2025.

Our mobile pantry program was put to the test in 2025, rising to meet the challenge of high food prices, SNAP interruptions and severe weather. Our 8 monthly distributions collectively served 11,499 households and 30,919 individuals, a nearly 8% increase in households served and 13% more individuals. Notable moments included a record-breaking October during the height of the government shutdown and SNAP interruption; distributing whole turkeys and chickens to every MP household for Thanksgiving; and partnering with Sherwood Oaks Christian Church to relocate a Bloomington pantry that had outgrown its original location.

62 volunteers put in 710 hours, battling cold, rain, snow and wind to ensure our neighbors received food. All of our mobiles serve populations and/or areas that are underserved by traditional agencies, making these distributions very important to our neighbors. While the four FF Mobile Pantries receive some food through the TEFAP program, the four neighborhood pantries are entirely supplied by HHFB donated and purchased food. Grant funding credit at Fresh Connect Central provided by Feeding Indiana's Hungry and the Office of Community and Rural Affairs helped provide good supplies of non-perishables, meat and cheese in 2025.




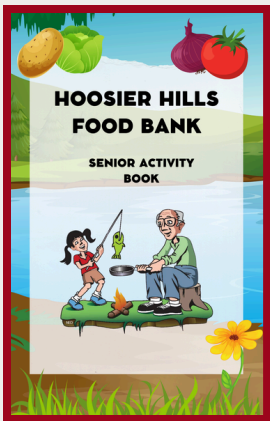
Crimson Cupboard

Among the many populations affected by food insecurity are college students and HHFB partners with the Indiana University Student Involvement and Leadership Center to sponsor Crimson Cupboard, the campus food pantry. The Cupboard served nearly 3000 households in 2025, averaging 243 households and 475 individuals each month. HHFB was able to provide the pantry with 24,332 pounds of food at no cost.



Emergency Response & Special Distributions

As summer approached, continuing high food costs and the state of Indiana’s decision to discontinue the Sun Bucks program that provided additional SNAP benefits to children to offset the loss of school meals, prompted HHFB to host a special Kids & Seniors Distribution on June 27. The one-time effort was aimed at providing an extra week’s worth of groceries tailored to the needs of either seniors or kids and included both non-perishable staples and fresh items like meat, dairy, fruit, vegetables and eggs. We were able to support 500 families during this one-day distribution. We were also able to create and distribute a custom HHFB coloring book for kids and a specially designed resource guide for seniors with each box of food.



Our community also found itself in crisis in mid-fall when it became clear that leaders of the federal government would not reach an agreement to avoid shutting down the government. We and our partner agencies were deluged with inquiries from worried families facing the loss of SNAP benefits or income from federal jobs or contracts. Predictably, many neighbors turned to food pantries in September and October in anticipation of losing their SNAP benefits when the government ran out of money to pay them. Both our mobile pantries and our partner agencies saw surges in neighbors during the early fall months.

In preparation and response, HHFB put together a plan to purchase over 15,000 boxes of food – half shelf-stable and half fresh for distribution to neighbors through our partner agencies over a three week period. A second phase of the plan included purchasing a half dozen staple items (peanut butter, juice, canned fruit and vegetables, etc.) to stock our shelves for agencies during the weeks following the shutdown as people recovered. An investment of over \$450,000 was made to procure food, funded in part by significant gifts for that purpose from the Community Foundation of Bloomington and Monroe County, the City of Bloomington Community & Family Resources Department and Jack Hopkins Grant Program, Smithville Charitable Foundation, Feeding America, and private donors.



Senior Hunger Programs & Outreach

HHFB's senior support programs saw a transition in 2025 when long-time staff member Sydney Graham moved out of state and Dave Ruszkowski stepped into the role of Senior Programs & Outreach Coordinator after many years as a food delivery driver and was assisted by SPEA Service Corps Fellow-Programs Aysa Streeval and Indiana Leadership Program Intern Amanda Ulerick. Seniors are a particularly vulnerable segment of our population with many facing health issues and living on low fixed incomes.



Our primary senior effort is the Commodity Supplemental Food Program (CSFP), a program of the US Department of Agriculture administered by the Indiana Department of Health. CSFP provides a monthly box of food to income qualified seniors over 60 that includes a variety of non-perishable items including pasta, cereal, proteins, fruits and vegetables along with a block of cheese. In 2025, HHFB distributed an average of 670 boxes per month to seniors in all six of our counties. Two new senior apartment distributions in Monroe County were added. Thanks to temporary funding through the Commodity Credit Corporation, we were also able to supplement with over 3,545 fresh product boxes that included protein, eggs and produce. We supplemented another 12,000 pounds of fresh produce through our own initiatives.



Dave also performed outreach at multiple community events in several counties, helping seniors become aware of CSFP and other food services available to them; and established a CSFP referral service with Brown County SCCAP.

At year end, we also began the process of implementing PantrySoft, a cloud-based management program designed to streamline CSFP recordkeeping as directed by the state of Indiana.

Garden Program

HHFB's garden program had another successful year, hosting 89 volunteers for a total of 465 hours. A partnership with Monroe County Parks & Recreation at Will Detmer Park, the garden helps engage youth and volunteers in food production while raising fresh produce for distribution to neighbors. Once again, Global Youth Service Day in cooperation with the National Honor Society and Monroe County Youth Council kicked off our season with the building and planting of the Three Sisters field. Under the guidance of Programs & Garden Manager Cory Lamping, groups of area youth from the Bloomington Boys & Girls Club, Kid City Camp and others helped maintain and harvest the corn, beans and squash while learning about indigenous foodways and sustainable agriculture. Spectacular yields of summer squash and green beans kept volunteers busy during our hot, wet summer. In the fall, abundant fields of bok choy, napa, cabbage, kale, and mizuna were harvested well into November. Pest were a big issue this year including borer moths, harlequin bugs and a pesky rodent with a sweet tooth that took out a promising watermelon crop. Despite the hungry critters, we harvested 2,863 pounds of fresh produce that was shared with our partner agencies, more than 500 pounds more than 2024. HHFB also secured a grant from the George Archer Foundation to transition to a new mulching system that will improve yields, lessen weeding, and contribute to a better volunteer experience.



Safety & Logistics, Fleet & Facility

The logistics and planning involved in maintaining HHFB's campus and fleet is a major undertaking, helmed largely by Director of Operations/COO Casey Steury, Safety & Operations Manager Donn Middleton, and Logistics & Operations Manager Matt Johnson who are assisted by other staff including Work Study Warehouse Assistant Sophia Brooks. HHFB's two buildings and fleet include over 20,000 square feet of warehouse and office space, three commercial walk-in coolers, a commercial walk-in freezer, 10 refrigerated box trucks and vans, 8 electric pallet jacks and two fork lifts. In addition to preventive and regular maintenance and repairs, the Ops team is responsible for safety including maintaining compliance with the many regulatory entities that monitor us including Feeding America, AIB International, Indiana Dept. of Health, Monroe County Dept. of Health, USDA Food Defense Division, Monroe Fire Protection District and others. Standards and certifications must be maintained including Serv Safe (all HHFB staff are food safety certified at manager level), HACCP, food defense, first aid, CDL and fork lift.



2025 posed special challenges as in addition to normal inspections, we underwent our biennial AIB third party food safety audit and our Feeding America Network Standards Review within weeks of each other along with monitoring for the CSFP program. All audits were passed with great results including a 965/1000 AIB score. It was also an expensive year for building and equipment repairs with replacement doors installed on a walk-in cooler and freezer, a new water heater, and heavy maintenance for multiple pallet jacks.

We deliver 85% of the food we distribute and that requires maintaining our fleet, which includes six refrigerated box trucks: Annie, Connie, Jeffrey, Ruby, Ulysses and Wally; and four refrigerated vans: Goldie, Growver, Jack and Regina. Our fleet logged 75,358 miles in 2025, requiring 10,248 gallons of fuel. With private support and in partnership with Curry Auto Center we were proud to add our first all-electric vehicle, Sparky to the fleet in the spring.



Our Ops team coordinates the myriad of deliveries and agency distributions that keep food flowing in and out of our warehouse, receiving shipments from USDA vendors, purchases, farms and national donors and coordinating the staging and delivery of product through our various routes and programs. Coordinating pest control, snow removal, lawn care and other necessary functions is important to maintaining safety and compliance as well. Heavy snowstorms bookended our year in January and December and strong storms and tornados caused multiple power outages, all of which were handled by our team.

Although the project took longer than we anticipated, by December we were able to complete installation of two emergency generators at the main and annex buildings to provide power in the event of future outages.

Development & Administration

Fundraising, Food Sourcing, Donors & Support

It takes a great deal of resources in order for HHFB to safely and effectively collect and distribute the amount of food we do, and we can only achieve our goals with community support. Our development team includes outreach, agency and volunteer components with fundraising led by Executive Director/CEO Julio Alonso and Associate Director/CAO Jake Bruner. Development & Donor Relations Coordinator Madison Stratton joined the team in April when Farah Zulkifly returned to graduate school but stayed with HHFB as our SPEA Service Corps Fellow-Development, replacing the graduating Brady Creef. Private fundraising, donations and grants make up the largest part of our financial support and our team works to maintain a diverse base of support throughout the year.



Our two signature fundraising events are the Soup Bowl and Community Book Fair, both of which saw great attendance and success in 2025. The 4th Annual Music For Food concert featuring talented artists from the IU Jacobs School of Music and organized by volunteer Sung-Mi Im, a Jacobs faculty member, raised \$6,000 for the food bank in March. Other fundraising efforts include direct mail campaigns which were enhanced this year by continued collaboration with Ned Shaw, the designer of HHFB's original logo, who helped design multiple pieces for us. Cause marketing campaigns also raised support through partnerships with national donors through Feeding America including campaigns with Kroger for Hunger Action Month, Fresh Thyme, Walmart's Fight Hunger Spark Change, CVS, Culver's and others. The Bloomingfoods Positive Change program raised significant funds from coop members in September as well. A successful combination food and fund drive partnership with WTIU/WFIU and IU Credit Union continued in the fall. Kroger remained a steadfast partner, supporting HHFB with financial donations during HAM and the holidays and with gifts sponsoring several of our annual events along with the Community Rewards Program that enables customers to choose a charity that Kroger will support with quarterly distributions.



Our relationship with United Way of South Central Indiana remained steady in 2025 as that organization transitioned from an agency membership model to community grantmaking that reflects its regional nature and focus on the ALICE population (Asset Limited Income Constrained Employed). We were awarded one of UWSCI's first community grants for 2026, continuing our decades long partnership.

Our team wrote and presented dozens of grant applications and saw support from Feeding America, Smithville Charitable Foundation, Duke Energy Foundation, Owen County Community Foundation, Lawrence County Community Foundation & Pennington Fund, Bloomington Thrift Shop/Psi Iota Xi, and SCI REMC.

Government grants and support are also important with administrative reimbursement funding coming from the USDA TEFAP and CSFP programs through the Indiana Dept. of Health and SNAP Outreach reimbursement expenses through the Indiana Family & Social Services Administration. The Indiana General Assembly also provided support through the food banks grant program and we qualified for Neighborhood Assistance Program tax credits through the Indiana Housing & Community Development Authority. Perry, Bloomington and Van Buren Townships helped with financial support and food purchasing gifts came through the Monroe County Sophia Travis community grants program and the City of Bloomington Jack Hopkins grant program and sustainable food program. The City also provided additional support to our Shutdown/SNAP response effort.

A new partnership was created when HHFB was selected to be included as a charity option for the Giving Machine, sponsored by the Church of Jesus Christ of Latter Day Saints. Giving Machine is a unique donation opportunity, styled after a vending machine, which gives donors the opportunity to choose a specific gift amount, purpose and charity. A worldwide effort, Giving Machine, was hosted in Bloomington for the first time at Fountain Square Mall where a celebratory kick-off took place in November that included several state and local elected officials. We also hosted a booth at the Canopy of Lights ceremony to raise awareness and accept food or financial donations while making guests aware of the Giving Machine inside the mall.



Funding is only part of the equation and Food Sourcing Manager Mike Holbrook led our efforts to bring in more donated food and coordinated local food purchases. In addition to helping maintain our retail and wholesale donor relationships and managing partnerships with agency-enabled direct pick ups through the Meal Connect platform, our food sourcing efforts include cultivating community food drives which are an important source of quality shelf stable foods desired by agencies and neighbors. We were able to distribute over 93,000 pounds of food drive last year, a 16% increase over 2024. Our largest, Stamp Out Hunger, accounted for about a third of that total and is sponsored by the National Association of Letter Carriers Branch 828 and held each year on the second Saturday in May. Other substantial food drives included Summers Plumbing Heating & Cooling, IU Orientation/O Team, Pack the Cruiser, IU Residential Programs & Services and IU Athletics, Bloomingfoods, MCCSC, IU Credit Union, Fresh Thyme and a new collaboration with Kroger, Monroe Fire Protection District and City of Bloomington Fire Department for Firefighters Fighting Hunger.

A food system resiliency grant from Feeding America and an increased City of Bloomington Sustainability grant enabled HHFB to purchase significant amounts of fresh food from local farms in 2025. About 40,000 pounds of fresh produce, eggs and meat were obtained for distribution from about 10 local farms with substantial more fresh produce obtained through Fresh Connect Central.

An important step in maintaining our capacity into the future was achieved last year with the establishment of an endowment for HHFB at the Community Foundation of Bloomington and Monroe County by an anonymous donor. Initial meetings were held with Foundation staff, and our leadership continues to work on plans to grow this future source of support and stability.

Agency Relations

Distributing food to non-profit agency partners serving those in need is the core component of HHFB's work. Partner agencies are required to meet certain standards including non-profit or church status, food safety training, non-discrimination and providing required service statistics. They are visited at least every other year by Manager of Agency Partnerships Erin Hollinden who acts as both a monitor, resource and advocate for the food pantries, kitchens, shelters, youth and senior programs and on-site residential programs that comprise our partners.



In 2025, HHFB served 86 partner agencies including the new additions of Dakota's House Residential Program and Team OC Food Pantry in Orange County; Rainbow Hills Food Pantry in Lawrence County; and Van Buren Township Food Pantry in Monroe County. Three agencies declined to renew their partnerships for various reasons. 28 agencies participated in the TEFAP program, requiring a slightly higher level of compliance and monitoring. Erin conducted 76 monitoring visits in 2025.

While overall unduplicated numbers are elusive due to the nature of agency programs and potential overlap within counties, agencies report their service statistics on a quarterly basis. In 2025, on-site feeding programs served a monthly average of 22,403 individuals and food pantries served an average of 55,218 individuals and 18,649 households each month.



In addition to monitoring visits and regular ongoing interaction, agency input is sought regularly through pulse surveys, or surveys on specific topics or products. In the most recent agency survey, 71 responded with 56% reporting they were receiving enough food from HHFB and 44% saying they were not. Over 40% reported that the number of neighbors they were serving was increasing and 44% indicated the number of neighbors had increased since last year. 99% either agreed or strongly agreed that "HHFB does their best to support my agency" and the average satisfaction level reported by agencies during monitoring was 9.8/10.

Surveys were also conducted with individual neighbors at 20 different agencies between October and December 2025. 750 neighbors participated with all six counties represented. Key metrics noted in the neighbor surveys included:

- Single person households were 25% of the total.
- 41% of households included a senior; 47% included children.
- 37% of households received SNAP benefits.
- 48% of households included a member with high blood pressure; 37% with diabetes

When asked what challenges they faced in having enough food, neighbors responded:

- 63% low or fixed income
- 61% high food prices
- 19% unemployed
- 11% lack of transportation

Neighbors were also asked about types of food they needed and service provided by agencies.



Neighbors never pay for food distributed by HHFB and 90% of the food distributed to partner agencies carries no cost. About 10% of food includes a shared maintenance contribution of 19 cents per pound which agencies pay to offset HHFB’s handling costs. In 2025, all agencies combined paid smc of \$98,610 and received food conservatively valued at \$8,491,262.

An all agencies video conference based on the “Let’s Knock Out Hunger” theme took place in September and included addresses from Julio and Erin, a “meet the staff” section, videos of neighbor testimonials, a presentation on SNAP from Emily Weikert Bryant of Feeding Indiana’s Hungry and food safety training. 210 people received food safety training through the conference.

HHFB was also honored to be recognized as Beacon, Inc.’s Partner of the Year at the annual meeting of that agency which hosts the Shalom Community Center and Crawford Homes Program among others.

SNAP Outreach



Despite a challenging landscape caused by changes in federal policy and a government shutdown, our SNAP Outreach program assisted 152 applicants representing 230 individuals including 50 children and 23 seniors in 2025. Our new multi-lingual SNAP Outreach Coordinator Michelle Barnes took the reins in early spring when Kedric Gabriel moved out of state. We attended 75 outreach events across our service area and provided information to multiple callers each week about the SNAP application and verification process. Unfortunately, SNAP application rates have been negatively impacted by the loss of Feeding America’s GSNAP referral service and the confusion during the government shutdown caused confusion and disruption to many beneficiaries and potential applicants. Changes in legislation and government policy have increased obligations and reduced eligibility for SNAP applicants and recipients and the long-term impacts of these changes have yet to be fully realized. SNAP is a crucial component of efforts to reduce food insecurity and hunger, providing 9 meals to everyone provided by the charitable food system.

Volunteer Program & Special Events

Volunteers play a crucial role in many aspects of HHFB's operations, supported by Manager of Volunteer Services Ryan Jochim, IU Advocate for Community Engagement Michael Maddy and Cox Civic Scholar Chase Ferrin. In 2025, 1,294 unique volunteers provided 13,035 hours of service – increases of 2.7% and 9.4% respectively. While the majority of our volunteers are affiliated with Indiana University, many come from within the community at large, including people who perform regular weekly shifts doing all sorts of tasks including serving on our board, repacking food, sorting food drive, office and clerical work, cleaning, sorting book donations and helping at mobile pantries. Highlights of volunteer project accomplishments include:

- Completed 60,000 mailers for Stamp Out Hunger food drive
- Sorted and crated 3,755 crates of food drive totaling 84,413 pounds
- Packaged and labeled 63,750 pounds of bulk cereal and pasta
- Staged 2,257 PWW orders for partner agencies
- Packed over 1,600 boxes per month for mobile pantry and senior distributions
- Performed over 1,790 hours of service at special events



Many, many individuals and groups helped by volunteering in 2025 including regular and special shifts performed by Alpha Gamma Delta, Alpha Phi Omega, Camp Hunt, Cook Medical, Duke Energy, Great West Casualty Company, Novo Nordisk, St. Mark's United Methodist Church, Student Accounting Service, NALC Branch 828 and Clear Creek Christian Church.



31st Annual Soup Bowl Benefit

The Soup Bowl Benefit is a cherished community tradition, and the 2025 event was another sell-out, raising record support for HHFB. Over 600 guests gathered at the Monroe Convention Center to choose a beautiful hand made bowl from a local potter, sample soups from over 35 local restaurants and enjoy entertainment from Brother William Morris, Cool Mule and Ballet Folklorico de IU. Soup Bowl is HHFB's largest annual fundraiser and over \$220,000 was raised for food bank programs.



19th Annual Hunger Action Awards & Annual Meeting

With a theme of “Gloves Up! Let’s Knock Out Hunger!”, HHFB hosted our annual meeting and the 19th annual Hunger Action Awards in April with about 175 guests present at the Dan Taylor Annex. The 2024 Annual Report was issued, and guests were briefed on the prior year’s achievements and goals for the future. Special guests representing the Monroe County Commissioners and United Way of South Central Indiana announced grants of \$108,000 from each organization to fund the installation of emergency generators on the HHFB campus, a project that was completed at the end of the year.



Multiple partners were honored with Hunger Action Awards including: Sherwood Oaks Christian Church, Monroe Fire Protection District, Kelly Cauffman, Natsuko Tsujimura, Summers Plumbing Heating & Cooling, Healing Hands, and Vickie Coffey. Bob Hammel received the Charlie Thompson Award. Longest serving board member Maurice Garnier was also recognized along with several departing staff and interns.

We’re grateful to Kroger for sponsoring this event, which is an important way for us to share our achievements with the community and to acknowledge the volunteers and supporters who make our work possible.



41st Annual Community Book Fair

Over 3,500 guests joined us during six days at the Monroe County Fairgrounds for another treasured community tradition, the community book fair. A huge selection of books, dvds, records, cds, games and puzzles were available at this annual treasure hunt. 2025 featured one of the largest selection of children’s books we have ever had available along with some specialty items like vintage metal banks. The Better Books section that includes rare, collectible and signed books was well-stocked as was the popular Horror & Science Fiction area. Over 140 volunteers contributed more than 1,500 hours to make the event successful, with book sorting volunteers contributing an additional 2,545 hours throughout the year in preparation. The 2025 book fair raised over \$85,000 for HHFB and our programs.



Advocacy, Education & Outreach

Another component of HHFB's mission to help educate the public about hunger and food insecurity, which also involved advocating with government officials on behalf of those experiencing food insecurity. We rely primarily on our national partner, Feeding America and our state food bank association, Feeding Indiana's Hungry to keep us informed of timely issues and to make that case to those in government in support of policies and programs that help reduce food insecurity.

We never engage in partisan politics, but we do seek opportunities to engage with legislators, officials and members of the public around the issue of hunger including attending events like the Chamber of Commerce Legislative Preview, Non-profit sessions hosted by Mayor Kerry Thomson and FISH State House Food Banks Day. Feeding America also convenes government relations webinars and CEO huddles to help food banks understand issues and respond as appropriate, and last year we participated in panel discussions in Brown County and Monroe County. On a local level, we coordinate the Food Security Working Group comprised of several local agencies meeting periodically to share information and resources.



HHFB leaders also respond to media inquiries and these were significantly increased during the government shutdown and SNAP interruption with many interviews given to print, radio and TV outlets along with journalism students. Speaking engagements and tours of the food bank also play a role in our education work with numerous business, civic, faith, student and other groups hosted over the course of the year as we also attended numerous outreach and jobs fairs at various institutions.

Hunger Action Month in September is also an opportunity to raise awareness and in addition to promoting outside events that support HHFB, we engage the community through media, advertising and direct mail.



Administration & Compliance

An often hidden side of being a successful agency involves the work necessary to maintain accountability, compliance and oversight. Human resources, grants management, financial practices, information technology, government reporting and compliance with regulatory requirements are key administrative duties necessary for a healthy organization and our staff and board work to maintain them all properly.

In 2025, in addition to passing visits from the county and state health departments and USDA Food Defense division, HHFB underwent four major compliance audits – an unusual occurrence we noted with “Team Compliance” t-shirts and staff teams dedicated to different tasks. Our annual financial audit was “clean” with no findings, and we provided all necessary information during our monitoring of CSFP by the state department of health. We passed our AIB International third-party food safety audit with a score of 965/1000, a major accomplishment. And as Feeding America made the transition from Compliance Audits to Network Standards Reviews, we passed ours with flying colors. The FA NSR involves review of every aspect of our operations and includes a form containing over 300 questions in 28 areas of operation. Our Capability Manager, Shannon Coker, was able to answer every question with the required “yes” with no findings or follow up required and noted “no one else has done that.”

Our board of directors played their role in ensuring our success by continuously reviewing financial statements and staff reports, approving the budget, promoting us out in the community, and by undertaking a major review of policies and procedures throughout the year. Board members Chris Gray, Tanner Hawkins, Todd LaDow, Adrian Reid, Margie Rice, Kevin R. Robling and Pam Thrash-Cocalis were elected to new terms and Kenneth Eakins joined the board with financial expertise from our partner Woodforest National Bank. Unfortunately, Kenneth’s term was short as he transferred to another branch and moved to northern Indiana. But, not before he, like several other board members, helped support us as cashiers at the Book Fair. Our volunteer board members provide advice, technical expertise, support, encouragement and oversight as well as serving as ambassadors for our organization and our work in their own spheres and in the community at large.



Administrative staff also began work on HHFB’s Service Area Needs Assessment as required by our contract with Feeding America by collaborating with multiple Net Impact classes at Indiana University who performed research and gathered information. The needs assessment will help inform creation of a work response plan for the next three years to help ensure that we are addressing the food insecurity issues across our service area. Staff also attended the Feeding America National Conference in Atlanta and the Sourcing, Operations & Neighbor Access conference in Dallas to keep informed of trends and priorities and network with food bank colleagues.

Staff also undertook the daily tasks of managing and supporting the staff with both routine human resource tasks, including multiple coincidental extended health absences early in the year, and providing for benefits like a flu shot clinic provided on site by Kroger. Keeping the generator project moving forward and responding to an unprecedented number of inquiries regarding grant freezes, nutrition policy changes, SNAP and Medicaid benefit cuts and the government shutdown also occupied much time and energy in 2025.

Summary of Service by County

Brown County: 2,100 food insecure individuals (13.5%); 363,453 pounds distributed; 1 monthly senior food box distribution; 8 partner agencies served.

Lawrence County: 6,780 food insecure individuals (15%); 594,621 pounds distributed; 2 monthly mobile pantries; 2 monthly senior food box distributions; 8 partner agencies served.

Martin County: 1,610 food insecure individuals (16.4%); 214,096 pounds distributed; 1 monthly mobile pantry; 1 monthly senior food box distribution; 7 partner agencies served.

Monroe County: 22,580 food insecure individuals (16.1%); 2,818,074 pounds distributed; 2 monthly mobile pantries; 1 monthly senior food box distribution; 1 special senior/kids summer distribution; 56 partner agencies served.

Orange County: 3,120 food insecure individuals (15.8%); 376,566 pounds distributed; 3 monthly mobile pantries; 3 monthly senior food box distributions; 11 partner agencies served.

Owen County: 3,410 food insecure individuals (15.9%) 736,341 pounds distributed; 1 monthly senior food box distribution; 9 partner agencies served.



2026 Update

By necessity, our annual report is usually published several months into the new year. To keep a bit more current we include this short update on activity since the end of 2025, which includes the biggest snowstorm we have experienced in decades during January. With 15 inches of snow falling in Bloomington, we were not alone in closing for two full days and taking even more time to dig out. Tornadoes also hit Bloomington hard in February and hit the neighborhoods of several staff members pretty hard. Fortunately, no disaster response was required on our part during either storm. We lost two staff members who moved on to other pursuits in early 2026 including Programs Specialist Mya Freed and our long-serving Volunteer Manager Ryan Jochim. We were pleased to bring on Maddisson Weidner to replace Mya and were in the process of filling the other opening when this report went to print. We also welcomed our newest vehicle, a refrigerated box truck we named Fernando in honor of IU's Heisman Trophy winner and the team whose Rose Bowl success brought us the funds to purchase him. Overall, 2026 has been a challenge so far with over 80% less TEFAP to distribute keeping us from our goals. But we continue working on grants and program improvements to increase the levels of food that we know our agencies and neighbors need.



Statement of Values

Hoosier Hills Food Bank is a non-profit corporation dedicated to the elimination of hunger in south central Indiana. Our values, consistent with that purpose, include:

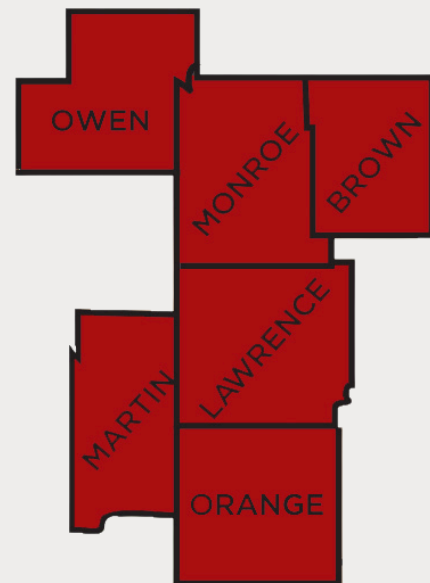
- A commitment to the fair treatment and dignity of all persons, but especially those individuals using the services of HHFB and its partner agencies and the volunteers who support those services.
- A commitment to the right of all people to have access to safe, affordable, nutritious food.
- A commitment of accountability and transparency to the food and financial donors who support our work and to respecting their privacy and intentions.
- A commitment to providing our employees with a living wage, reasonable employment benefits and fair and equitable treatment.
- A commitment to providing our partner agencies with the best possible variety of quality food that our resources will allow and to being responsive to their needs.
- An appreciation of the diverse nature of our community and a commitment to inclusive practices in the hiring of staff, recruitment of volunteers and provision of services.

Food Received 2025

By Donor Source	2025	2024	Change	% Change	% Total
<u>Feeding America National Network Donor</u>					
Choice	187,095	1,190,430	(1,003,335)	-84%	3.72%
Fresh Connect	444,868	395,041	49,827	13%	8.85%
Gleaners Cluster	3,900	21,124	(17,224)	-82%	0.08%
FA Produce Matchmaker	-	77,040	(77,040)	-100%	0%
Inter Affiliate Transfers	10,834	19,483	(8,649)	-44%	0.22%
Total	646,697	1,703,118	(1,056,421)	-62%	12.87%
<u>Local Donors</u>					
Local FA Donors	1,123,240	1,115,530	7,710	1%	22.35%
Food Drives	103,244	83,293	19,951	19%	2.05%
Mealshare	50,177	81,666	(31,489)	-62%	1%
Local Donors	643,312	548,735	94,577	15%	12.80%
Total	1,919,973	1,829,224	90,749	5%	38.21%
<u>Purchased Food</u>	1,022,787	742,537	280,250	38%	20.35%
<u>USDA</u>					
CCC	104,054	488,948	(384,894)	-79%	2.07%
TEFAP	1,027,861	773,476	254,385	33%	20.45%
Total	1,131,915	1,262,424	(130,509)	-10%	22.53%
<u>CSFP</u>	284,410	263,270	21,140	8%	5.66%
<u>LFPA</u>	19,223	61,732	(42,509)	-69%	0.38%
TOTAL RECIEVED	5,025,005	5,862,305	(837,300)	-14%	100%

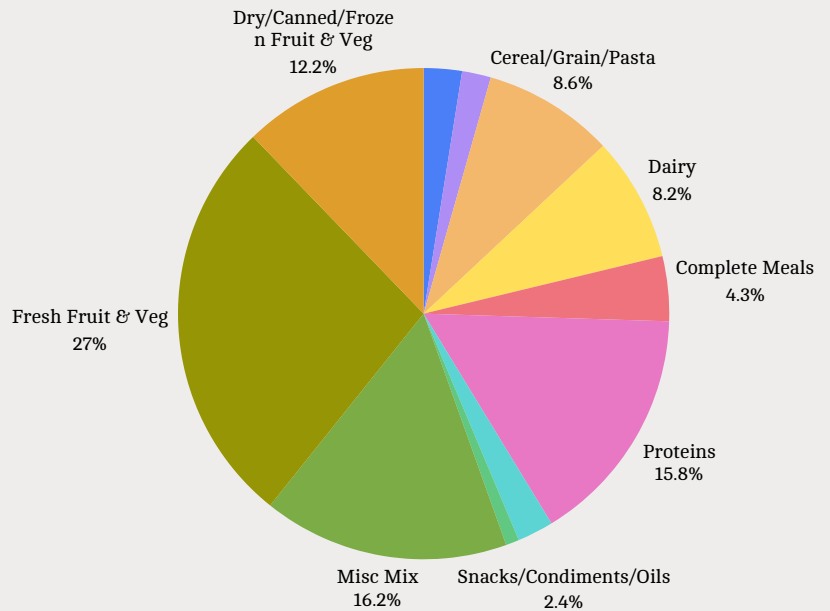
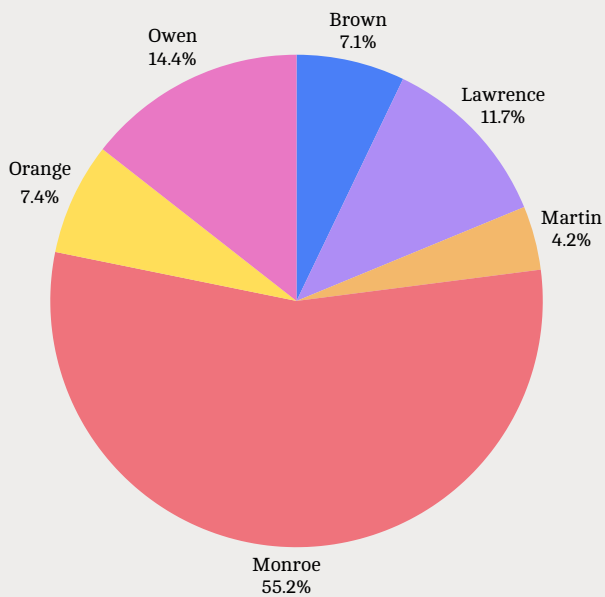
Food Distributed 2025

By Donor Source	2025	2024	Change	% Change	% Total
<u>Feeding America National Network Donor</u>					
Choice	352,045	1,039,478	(687,433)	-66%	6.90%
Fresh Connect	442,868	389,841	53,027	14%	8.68%
Gleaners Cluster	3,900	21,124	(17,224)	-82%	0.08%
Inter Affiliate Transfers	10,834	43,531	(32,697)	-75%	0.21%
FA Produce Matchmaker	7,144	69,877	(62,733)	-90%	0.14%
Total	816,791	1,563,851	(747,060)	-48%	16.01%
<u>Local Donors</u>					
Local FA Donors	1,121,645	1,111,161	10,484	1%	21.98%
Food Drives	93,196	80,010	13,186	16%	1.83%
Mealshare	49,991	81,666	(31,675)	-39%	0.98%
Local Donors	647,285	537,418	109,867	20%	12.68%
Total	1,912,117	1,810,255	101,862	6%	37.47%
<u>Purchased Food</u>	938,695	803,420	135,275	17%	18.39%
<u>USDA</u>					
CCC	104,054	513,871	(409,817)	-80%	2.04%
TEFAP	1,027,861	773,476	254,385	33%	20.14%
Total	1,131,915	1,287,347	(155,432)	-12%	22.18%
<u>CSFP</u>	284,410	263,270	21,140	8%	5.57%
<u>LFPA</u>	19,223	61,732	(42,509)	-69%	0.38%
<u>TOTAL DISTRIBUTED</u>	5,103,151	5,789,875	(686,724)	-12%	100%



Food Distributed by County 2025

	2025	2024	Change	% Change	% Total
Brown	363,453	378,220	(14,767)	-4%	7%
Lawrence	594,621	662,553	(67,932)	-10%	12%
Martin	214,096	268,480	(54,384)	-20%	4%
Monroe	2,818,074	2,948,750	(130,676)	-4%	55%
Orange	376,566	335,287	41,279	12%	7%
Owen	736,341	1,154,838	(418,497)	-36%	14%
Total	5,103,151	5,789,875	(686,724)	-12%	100%



Distribution by Food Type 2025

	2025 lbs.	2025 %	2024 lbs.	2024 %
Beverages	96,909	1.9%	331,174	5.7%
Cereal, Grains & Pasta	440,237	8.6%	429,372	7.4%
Dairy	418,325	8.2%	233,592	4%
Misc. Dry/Cooler/Freezer	826,556	16.2%	694,148	12%
Fruits & Vegetables	2,131,559	41.8%	2,385,517	41.2%
*Fresh Produce	1,380,115	27%	1,356,872	23.4%
*Canned, Dried, Frozen Produce	623,299	12.2%	911,341	15.7%
*100% Juice	128,145	2.5%	117,304	2%
Proteins	805,689	15.8%	928,916	16%
Complete Meals	217,590	4.3%	623,880	10.8%
Snacks, Condiments & Oils	121,621	2.4%	155,941	2.7%
Other	44,665	0.9%	7,335	0.1%
Total	5,103,151	100%	5,789,875	100%

Top 15 Local Food Donors

2025 Donor	2025 lbs.	2024 Donor	2024 lbs.
Sam's Club	456,792	Walmart	456,211
Kroger	253,148	Sam's Club	392,628
Troyer Foods	183,996	KeHE Distributors, LLC	171,774
KeHE Distributors, LLC	177,824	Kroger	164,366
Walmart	157,000	MDV SpartanNash	127,320
Target	132,385	Troyer Foods	90,725
MDV SpartanNash	82,526	Target	66,603
Aunt Millie's	74,177	Fresh Thyme	55,237
Fresh Thyme	59,890	Hoosier Room	41,500
Aldi	48,111	MCCSC	40,166
Bloomingfoods	38,378	Aldi	37,372
MCCSC	33,626	Jay C	31,896
Truck Anonymous	27,630	Bloomingfoods	30,745
Hoosier Room	23,974	Million Meals	30,624
Jay C	20,302	Sherwood Oaks	24,157



Top National Network Donors

2025 Donor	2025 lbs.	2024 Donor	2024 lbs.
Fresh Connect Central	494,328	Fresh Connect Central	389,841
HATCH	132,975	Ghost Energy	232,050
Pepsi Cola of North America	82,193	Conagra Brands Consolidated	196,076
Ghost Energy	39,270	Abbott Nutrition	76,608
Conagra Brands Consolidated	36,928	Prairie Farms Dairy, Inc.	73,920
General Mills Incorporated	28,704	Dole Foods Inc.	65,082
Dare to Care Food Bank	10,834	Flora Food Groups	58,852
		General Mills Incorporated	54,262

Top 15 Community Food Drive Donors

2025 Donor	2025 lbs.	2024 Donor	2024 lbs.
NALC/Stamp Out Hunger	35,031	NALC/Stamp Out Hunger	36,179
Anonymous Food Drive	22,940	Anonymous Food Drive	11,437
Summer's Plumbing Heating & Cooling	4,564	IU Residential Programs & Services	5,132
IU Residential Programs & Services	4,545	PrintPack	4,366
Kroger-Firefighters Fighting Hunger	2,798	Summer's Plumbing Heating & Cooling	3,329
MCCSC	3,180	Hoosier Hysteria	2,805
Fresh Thyme	3,078	BNI South Central Indiana	2,345
Bloomingfoods	2,536	YMCA Southeast	1,805
YMCA of Monroe County	2,006	Kroger-Pack the Cruiser	1,534
IU Credit Union	1,748	Fresh Thyme	1,154
Kroger-Pack the Cruiser	1,684	Highland Park Elementary School	899
Renaissance Rentals	1,632	Weddle Bros Construction	827
Jay C	1,386	IU First Year Experience	800
Hidden Hills at Oakdale	1,315	Hidden Hills at Oakdale	557
IU Athletics	1,182	Hoosier Hills Food Bank Book Fair	549



HHFB Pounds Distributed by Agency

Agency	County	Pounds Distributed
Amethyst Men's House	Monroe	1,815
Amethyst Women's House	Monroe	1,928
Area 10 Agency On Aging	Monroe	76,151
Area 10 Owen County	Owen	12,637
Backpack Buddies	Monroe	14,834
Banneker Community Center	Monroe	527
Becky's Place	Lawrence	17,768
Bedford Community Care Center	Lawrence	45,138
Bloomington Township Food Pantry	Monroe	19,165
Bloomington Township Trustee	Monroe	4,330
Bobby's Pantry	Monroe	35,977
Boys and Girls Club of Ellettsville	Monroe	193
Boys and Girls Clubs of Bloomington	Monroe	72
Bread of Life	Lawrence	231,287
Breaking Bread Food Pantry	Monroe	9,050
Brown County Weekend Backpacks	Brown	7,698
Catholic Charities Bloomington	Monroe	266
Centerstone Blair House	Monroe	2,995
Centerstone Hoosier House	Monroe	3,528
Community Kitchen of Monroe County	Monroe	143,217
Compass Early Learning Center	Monroe	3,579
Cornerstone Food Pantry	Martin	35,188
Crawford Homes Program Food Pantry	Monroe	46,327
Crestmont Community Food Pantry	Monroe	72,990
Crimson Cupboard	Monroe	24,332
CSFP - Produce Brown County	Brown	3,332
CSFP - Produce Lawrence County	Lawrence	13,662
CSFP - Produce Martin County	Martin	2,581
CSFP - Produce Monroe County	Monroe	9,088
CSFP - Produce Orange County	Orange	13,337
CSFP - Produce Owen County	Owen	5,883
CSFP Brown County	Brown	16,450
CSFP Lawrence County	Lawrence	90,370
CSFP Martin County	Martin	16,380
CSFP Monroe County	Monroe	44,730
CSFP Orange County	Orange	82,600
CSFP Owen County	Owen	33,880
Cunot Food Pantry	Owen	33,977
Dakota's House	Orange	1,029
Families First Mobile Pantry Bedford	Lawrence	80,754
Families First Mobile Pantry Mitchell	Lawrence	83,001
Families First Mobile Pantry Orleans	Orange	64,152
Families First Mobile Pantry Shoals	Martin	30,155
Family Fellowship Food Pantry	Martin	52,918
Feed the Needy	Monroe	5,121
Ferguson Crestmont Boys and Girls Club	Monroe	610
First United Methodist Church Food Pantry	Monroe	35,238
Garrard Chapel Food Pantry	Owen	314,231
Genesis Church Food Pantry	Monroe	3,665
Gosport Food Pantry	Owen	43,527
Grace Center Food Pantry	Monroe	13,928
Grace Haven	Orange	12,415

HHFB Pounds Distributed by Agency Cont.

Agency	County	Pounds Distributed
Groceries to Go	Monroe	20,321
Harmony School Corporation	Monroe	2,561
Healing Hands Food Pantry	Monroe	25,970
Indiana Dream Team	Owen	14,607
Indiana University Health Bloomington Hospice	Monroe	1,580
La Campagne Ministries Food Pantry	Owen	5,592
La Campagne Ministries Youth Program	Owen	402
Lighthouse Fellowship Church - Operation Hand Up	Owen	49,577
Loaves and Fishes Food Pantry	Brown	127,270
Loogootee Main Street Church Food Pantry	Martin	45,404
Loogootee Main Street Church Youth Program	Martin	4,619
Mark of Discipleship Mission Food Pantry	Owen	219,464
Middle Way House	Monroe	7,503
Monroe County Mobile Pantry	Monroe	20,447
Mother Hubbard's Cupboard	Monroe	825,288
Mother's Cupboard Community Kitchen	Brown	78,604
Mother's Cupboard Food Pantry	Brown	18,005
Neighborhood Pantry Monroe	Monroe	62,903
Neighborhood Pantry Orange	Orange	14,232
New Beginnings	Monroe	4,272
New Hope Food Pantry	Monroe	6,360
New Hope for Families	Monroe	3,394
North Salem Food Pantry	Brown	18,543
Owen Valley Backpack Buddies	Owen	2,564
Pantry 279	Monroe	1,026,534
Paoli Community Food Pantry	Orange	125,270
Pathways Family Resource Center	Monroe	10,839
Perry Township Trustee	Monroe	9,099
Positive Link	Monroe	5,066
Rainbow Hills Food Pantry	Lawrence	921
Redeemer Food and Resource Pantry	Monroe	3,938
Richland Township Food Pantry	Monroe	23,902
Richland Township Trustee	Monroe	9,164
Safe Haven	Orange	18,646
Saint Paul United Methodist Church Food Pantry	Monroe	44,491
Salvation Army of Bloomington Food Pantry	Monroe	26,921
Salvation Army of Brown County Food Pantry	Brown	4,131
Salvation Army of Brown County Youth Program	Brown	1,360
Shalom Center	Monroe	49,719
Springs Valley Education Foundation	Orange	1,742
Springs Valley Food Pantry	Orange	39,316
St. Vincent de Paul Martin County	Martin	22,579
St. Vincent de Paul of Brown County	Brown	88,060
Stone City Alliance for Recovery and Hope	Lawrence	17,140
Stone City Alliance for Recovery and Hope Food Pantry	Lawrence	14,580
Tabitha's Storehouse	Monroe	11,156
Team OC Food Pantry	Orange	3,827
The RISE! Food Pantry	Monroe	3,964
The Villages of Indiana	Monroe	4,127
Van Buren Township Food Pantry	Monroe	5,519
Wheeler Mission Camp Hunt	Monroe	12,401
Wheeler Mission Center for Men	Monroe	21,251
Total		5,103,151

HHFB Unaudited 2025 Financial Summary

Income & Expense Statement

Income

Donations, Fundraising & Grants	\$2,368,326
Federal Gov. Grants/Reimburs.	\$216,778
Local & State Gov. Grants	\$235,976
Shared Maintenance	\$105,342
United Way	\$38,097
Investment/Other Income	\$73,499
Donated Food Income	\$4,499,743
Restricted Capital Donations	\$108,000
Donated Book Income	\$27,046
Other In-kind Income	\$34,358
Total Income	\$7,707,165
Net Results of Operations	\$48,098

Expenses

Payroll, Taxes & Benefits	\$1,144,252
Occupancy & Insurance	\$155,846
Food Acquisition/Transportation	\$1,031,001
Supplies	\$128,805
Vehicle & Equipment Expenses	\$114,611
Fundraising Expenses	\$102,913
Grants to Agencies	\$-
Donated Food Expense	\$4,749,910
Donated Book Expense	\$-
Misc./Other Expenses	\$92,153
Depreciation	\$139,576
Total Expenses	\$7,659,067

Statement of Financial Position

Current Assets

Operating Cash*	\$473,552
Required Reserve & Investments	\$393,959
Capital Projects Account	\$10,287
Beneficial Interest In Trust	\$244,649
Accounts Receivable	\$1,593
Grants Receivable (Restr/Unrestr)	\$120,994
Allowance for Uncollectible Accts	\$(2,000)
Donated Food Inventory	\$458,959
Donated Book Inventory	\$99,239
Prepaid Expenses/Deposits	\$53,816
Total Current Assets	\$1,855,048

Property & Equipment

Land	\$157,500
Buildings	\$810,811
Building Improvements	\$865,322
Equipment	\$268,630
Vehicles	\$947,428
Total	\$3,049,691
Less Accumulated Depreciation	\$(1,759,008)
Net Property & Equipment	\$1,290,683
Total Assets	\$3,145,731

*Includes dedicated grant funds

Notes: This is draft, abbreviated and unaudited year-end financial information. It does not reflect adjustments that might be made during preparation of final annual outside audited statements. Final financial statements including the statement of functional expenses and audit report will be prepared independently in 2026. Our IRS form 990 will be posted on our website when completed.

Liabilities & Net Assets

Current Liabilities	
Accounts Payable	\$35,010
Accrued Wages	\$27,678
Accrued Paid Time Off	\$60,403
Payroll Taxes Payable	\$4,802
Employee Benefits	\$860
Mortgage Current	\$31,090
Total Current Liabilities	\$159,843

Long-Term Liabilities

Mortgage	\$450,682
Total Long-Term Liabilities	\$450,682
Total Liabilities	\$610,525
Net Assets-Unrestricted	\$2,535,206

Total Liabilities & Net Assets \$3,145,731



Community Support



This page is a representative sample of many of our generous partners and donors. Many others also provide support.

5,103,151 Pounds of Food Distributed

55,218 Individuals Served by Food Pantries Each Month



152 SNAP Applications Assisted



HOOSIER HILLS FOOD

8th Straight Year of Declining Food Loss

13,035 Hours of Service



75,358 Miles Logged in Vehicles



BANK

1.3 Million Pounds of Fresh Produce



Savings For Our 85 Partner Agencies:

- 79,500 vehicle miles
- 1,800 volunteer/staff hours
- \$8,392,652 in food costs

MEMBER OF FEEDING AMERICA

