



Hoosier Hills Food Bank

2017 Annual Report

Issued March 2018



**Not one child.
Not one senior.
And not one in between.
Hunger is not an option.**

Hoosier Hills Food Bank adopted this motto for 2017, when we would celebrate our 35th anniversary. In doing so, we re-committed ourselves to the goal of ensuring that no one goes hungry in our region.

The belief that no one deserves or needs to go hungry has been our guiding principle for all 35 years and in 2017 we put that belief into action by distributing the second largest amount of food in our history. Over 4.2 million pounds, including over 1.1 million pounds of fresh produce.

We overcame some significant challenges and we both created and gratefully accepted opportunities to meet our goals, establish new partnerships and advocate for those at risk of hunger.

Our annual report is one means of sharing our efforts and thanking those who have helped make them possible. None of our goals is attainable without the support of our food donors, financial supporters, volunteers, agency partners and advocates. We share this information to be accountable, to educate, and most importantly because we believe that you share our most important goal – ensuring that no child, no senior, no family, no person goes hungry. Ever.



**“Unlike curing cancer or heart disease, we already know how to beat hunger: food.”
-Mario Batali**



HOOSIER HILLS FOOD BANK
 Annual Report 2017
 2333 West Industrial Park Drive
 P.O. Box 697
 Bloomington, Indiana 47402
 (812) 334-8374
www.hhfoodbank.org

MISSION:

Hoosier Hills Food Bank collects, stores, and distributes food to non-profit agencies feeding the low-income, ill, and children in south central Indiana and works to educate the community about hunger.

Hoosier Hills Food Bank (HHFB) is a member of Feeding America, Feeding Indiana’s Hungry (FIH), and United Way of Monroe County.

BOARD OF DIRECTORS 2017:

Kevin R. Robling, President	Jessica McClellan
Adrian Reid, Vice President	Trina Mescher
Chuck Cooksey, Treasurer	Robin Mendyka
Nancy Kaster, Secretary	Margie Rice
Maurice Garnier	Tom Ruemler
Chris Gray	Scott Shackelford
George Huntington	Everett Southern
Pam Vanzant	



STAFF 2017:

Julio Alonso, Executive Director and CEO
 Brandon Bartley, Food Sourcing Coordinator
 Will Bruce, Food Rescue Driver - Meal Share Route
 Jake Bruner, Director of Development & Administration
 Courtney Drescher, IU Advocate for Community Engagement
 Michael Etter, SPEA Service Corps Fellow - Programs
 Dylan Jones, Programs Specialist
 Erin Hollinden, Agency Relations Coordinator
 Ryan Jochim, Manager of Volunteer Services and Community Engagement
 Carl Woody, SPEA Service Corps Fellow - Development
 Caleb King, Civic Scholar
 Ben Mescher, Inventory Specialist
 Donn Middleton, Warehouse Manager
 Daisy Ren, SPEA Professional Development Intern - Development
 Kezia Scherer-Berry, Work Study Warehouse Assistant
 Casey Steury, Director of Programs
 Sara Swan, Garden & Gleaning Program Coordinator
 Dan Taylor, Assistant Director
 Saleem Tucker, Cox Scholars Intern
 Brad Williams, Food Rescue Driver - Rural Retail Route



The following staff contributed to our work in 2017, but moved on to other pursuits:

Tiara Mackins, Dorian Bailey, Laura Wang, Ryan McCauley,
 Teddy Wallace, Savannah Harrison, Emily Carrico



Hoosier Hills Food Bank is an equal opportunity employer and provider. Federal discrimination complaints can be directed to 201-720-5964. Approximately 14% of our funding comes from federal government sources and 82% from non-governmental sources. Dollar amounts of all funding sources are provided in our financial statement on page 26. Full non-discrimination policy and most recent IRS form 990 are available on our website, www.hhfoodbank.org. Printed locally on recycled paper.

PROGRAMS, SERVICES & OPERATIONS

Local Food Rescue, Food Distribution & Nutrition

Because our core mission is ensuring that everyone has enough to eat every day, the food bank's core function is collecting and distributing food. In 2017, we distributed 4,223,459 pounds of food including 1,154,936 pounds of fresh produce, about 27% of the total. While this was about 5% less than our record distribution in 2016, it was still enough to make last year the second largest in the food bank's history.



We were resolved to do even more in 2017, but we knew that surpassing the 2016 record (which was an 18% increase over 2015) would be very difficult given the ebbs and flows in retail donations. So our staff worked hard and fortunately, our donors remained generous. **Food Rescue Drivers Will Bruce, Cory Lamping and Brad Williams** collected over 1.98 million pounds of food from our regular local donors, 44% of the total; as well as almost 78,000 pounds of prepared food rescued from local restaurants. Under supervision from food safety trained staff, volunteers

repacked Meal Share prepared food two nights each week that resulted in the equivalent of over 60,650 meals.

Our drivers made daily collections from about 55 core regular donors throughout our region and also delivered to partner agencies each day. In fact, over 60% of the food we distributed was delivered as opposed to picked up at the food bank by agencies. Our drivers, who are key ambassadors for HHFB, averaged 44 deliveries per week. Drivers and other staff also delivered 47,623 pounds of fresh produce to 19 agencies through the Garden Route on Wheels (GROW). The remaining 40% of our food was disbursed to agencies at our warehouse by our popular veteran **Inventory Specialist Ben Mescher.**



In addition to food collected on routes by drivers, our warehouse staff regularly receives food from purchases, USDA shipments and national donors. HHFB's partnership with Feeding America enables us to obtain nationally donated food by paying transportation costs. In 2017, we received over 629,000 pounds of food in this way as well as over 270,000 pounds from other food banks in the Feeding America network. Many pounds of fresh produce were obtained through the new Produce Mixing Center launched in the spring at Gleaners Food Bank of Indiana. Through our Feeding America partnerships and with funding for transportation and processing costs, HHFB was able to bring food valued at over \$1.5 million into our community.

Fresh produce distribution remained a high priority for us in 2017 and there were developments that helped us disburse large quantities of it. The pilot Gleaners Mixing Center gave us a new source of many varieties of produce and a State Giving Grant from Walmart allowed us to start a long-desired partnership with Growing Opportunities. GO is a partnership of the South Central

Community Action Program and Stonebelt that provides employment opportunities to people with disabilities. Their hydroponic urban farm began providing us with weekly deliveries of fresh lettuce and greens for distribution in the fall.



To kick off Hunger Action Month on September 1, HHFB hosted our second Farm Fresh Friday and distributed over 25,000 pounds of 10 varieties of fresh produce to 463 individuals drive through style.

Pictured right: Volunteers from the Alpha Gamma Delta IU chapter, along with dozens of other volunteers, spent their Friday distributing fresh produce to those in need.



Families First Mobile Pantry

Under the leadership of **Director of Programs Casey Steury**, our programs team puts together a number of distributions that directly benefit low-income clients. Each month, in partnership with a host location, HHFB staff and volunteers set up a mobile food pantry distribution in four communities in our service area. Together, the Families First Mobile Pantry program served 5,042 households containing 13,126 individuals in 2017, down slightly from 2016 at three locations but higher than the year before in Mitchell.

Our mobile pantry in Bedford, at Sherwood Oaks Christian Church every 4th Tuesday provided food to an average of 116 households and 286 individuals each month. The Mitchell mobile pantry helped an average of 134 households and 373 individuals at the First Church of God each 4th Thursday. On the 2nd Thursday of each month, the Orleans mobile pantry served an average of 103 households and 279 individuals at the Orleans Christian Church; and the Shoals mobile pantry served an average of 67 households and 156 individuals at the Church of Nazarene on the 2nd Tuesday every month.



Altogether, our mobile pantry program provided food to an average of 420 households with 1,094 individuals every month of 2017. This included 55,017 pounds of fresh produce or an average of 11 pounds of produce per household per month. Fresh produce constituted 35% of all food we distributed via mobile pantry last year.

USDA Senior Food Box & Commodity Programs

In collaboration with our very supportive partner, the Indiana State Department of Health, our programs staff implements two crucial U. S. Department of Agriculture commodity programs that provided about 27% of the total food we distributed in 2017. **Programs Specialist Dylan Jones and SPEA Service Corps Fellow Michael Etter** help with staging and distribution of food, record keeping, and act as liaisons to clients.



The Emergency Food Assistance Program (TEFAP) provided over 727,000 pounds of food to 33 of our agencies in six counties. TEFAP includes important staple foods – mostly dry but often frozen – which our staff stage for distribution to food pantries, shelters and kitchens. Not all agencies are eligible to participate in TEFAP and our staff also monitors conditions and compliance to ensure that federal guidelines are followed. TEFAP is one of the most important regular sources of quality, nutritious, staple foods available to the food bank and our agencies.

The Commodity Supplemental Food Program (CSFP) is also known as our Senior Food Box Program. Seniors who are at least 60 years old with incomes no greater than 130% of the federal poverty level are eligible to receive a monthly box of food. HHFB's caseload was increased in January 2017 and includes 960 seniors in all six of our counties as well as Crawford County. It will increase again to 1010 in 2018. At the end of 2017 there were 190 seniors on the wait list for this program. While this program does involve some administrative requirements, it is a lifeline for many of these senior clients who greatly appreciate the monthly supplement to their food supply. We made minor time changes to three distributions in 2017 so they would coincide with mobile pantry distributions and make it both more efficient and convenient.



In accordance with our nutrition goals, HHFB supplements CSFP distributions with fresh produce for the seniors whenever possible and in 2017 we provided them with over 48,000 pounds of a variety of fresh fruits and vegetables in addition to their boxes of staple foods.



While most of our support comes from private sources, these two state-administered federal programs are an important part of the combination of rescued, donated and purchased food that enables us to serve so many agencies and clients. These programs provide an important, predictable supply of nutritious staple foods both for pantries and for vulnerable seniors on fixed incomes.

Garden, Gleaning & Plant-a-Row Programs

Thanks to a great partnership with Monroe County Parks and Recreation, HHFB operates a 1.5 acre garden program at Will Detmer Park on the west side of Monroe County. While I69 related construction on Vernal Pike continued to challenge us, our garden program saw great results in 2017. **Garden and Gleaning Program Coordinator Sara Swan** worked with volunteers to harvest over 13,000 pounds of fresh produce – 55% more than in 2016. Crops included a great variety of lettuce, cabbage, radish, beets, carrots, onion, chard, kale, summer squash, cucumbers, garlic, watermelon, tomatoes, butternut squash, bok choy, turnips, collards, sweet potatoes and napa cabbage.



Produce from our Gleaning Program, which involves volunteers harvesting excess produce from local farms, was unfortunately down somewhat in 2017, in no small part because of vehicle repairs that limited our transportation abilities for several key weeks. Nonetheless, we obtained over 101,000 pounds of tomatoes, peppers, cantaloupe, cabbage, winter and summer squash from our friends at Harriman Farms. Each Tuesday during growing season, a core of 4-6 volunteers supplemented by various groups headed out to cut, pick, gather and box fresh food for us.



Harriman Farms

Farm Market | Greenhouse | Wholesale & Retail

Donations from the Plant-a-row program were up slightly in 2017 to over 1,160 pounds from local gardeners. And generous Bloomington Community Farmers Market vendors donated over 27,615 pounds – a 9% increase. And cover cropping and composting continue to be important components of our soil health program.



Our G&G program is a great way of engaging the community and is always strongly supported by volunteers. In 2017 over 500 volunteers gave us more than 1,500 hours of time – up 60% over 2016. Significantly, over 33% of our G&G volunteers were under 18. A grant from the Archer Foundation and a continued partnership with the Monroe County Youth Council helped us start new youth programming with teen nights at the garden. These were bookended by Global Youth Service Day in April where 28 teens planted our spring crops and an MCYC service day in October where 39 teens harvested 151 pounds of sweet potatoes.

Intern Savannah Harrison helped us with marketing and social media efforts for the garden and **Intern Emily Carrico**, a dietetics major, developed a mechanism for evaluating the nutrient flow from the garden. For example, we can report that we produced 2,170,646.4 mg of Vitamin C, enough Vitamin C for 24,118 adults daily requirements.

Unfortunately, our season ended on a bittersweet note when Sara reported that she was moving out of state and we began the search for a new coordinator. Her skills, knowledge, enthusiasm, energy and way with volunteers will be hard to replace.



Agency Relations

2017 was an active year for agency relations with 101 active agencies on board as of December 31st. This included 62 food pantries, 32 on-site feeding programs and 7 senior food distribution sites. Our on-site partners included low-income day cares, shelters, residential programs, soup kitchens and youth programs.



Donna Dillard and Moises Lopez Sandoval from Help Build a Better Life

Agency Relations Coordinator Erin Hollinden conducted 69 monitoring site visits in 2017 including those for three new food pantries – Greater Works Ministry, Help Build a Better Life, and Tabitha's Storehouse at Highland Village Church. Five agencies voluntarily ended their membership due to changing needs, circumstances or closures. During monitoring visits, agencies are asked to evaluate their overall satisfaction with HHFB services and in 2017 responses averaged 9.65 on a 1-10 scale.

Because of the variety of types of agency programs and overlap of clients within counties, HHFB can't accurately report the total number of unduplicated clients served by us and our partners. However, we do collect

quarterly statistics from agencies in order to see how many instances of service they are providing, monitor trends and determine food distribution levels. In 2017, our agencies reported a small (4.4%) decrease in the number of meals served at on-site feeding programs, and a 7% increase in the number of individuals served at food pantries.

In all, the number of individuals served by food pantries in 2017 was an average of 47,816 per month. These individuals made up 14,398 households per month. The average number of meals served each month at on-sites was 85,430.

We received a 70% response to our 2017 member agency survey and 58% of agencies reported that they obtained “just the right amount” of food from HHFB, while 40% indicated that they could have used more food. Obtaining fresh produce was a priority for 65% of agencies and agencies responding through the survey indicated an average 9.0 overall satisfaction score for HHFB on a 1-10 scale.



Sharon Dummit of Highland Village Church



Brandee Owen of Greater Works Ministry

In September, we hosted a biennial member agencies conference at the Monroe Convention Center with 120 agency representatives attending. In addition to HHFB staff, attendees heard SNAP updates from Feeding Indiana’s Hungry and tips for attracting and leading volunteers from Monroe County United Ministries. In post-conference surveys, 56% attending rated their conference experience “great” and 41% said it was “good”.

Several partner agencies reported significant growth or capacity development in 2017 with Boys & Girls Club of Ellettsville, Bread of Life Food Pantry, Brown County Enrichment for Teens Association, Crawford Homes Program and Crestmont Boys & Girls Club all moving to or adding new facilities. Wheeler Mission expanded its presence in Monroe County and began receiving HHFB products for its Center for men and Center for Women. Pantry 279 saw tremendous growth of 34% to serving 890 households per month; and Garrard Chapel Food Pantry saw a 56% increase to 378 households per month and increased its service territory while also partnering with HHFB to serve as a senior food box distribution site.

Serving our partner agencies has always been a core role for HHFB and despite increases in our direct service programs, it continues to be our top priority and most effective means of combatting hunger. Just as we are required to undergo compliance monitoring and meet regulatory standards, we must monitor our partners, which requires time, knowledge, education and understanding. Our goal is always to strike the right balance between maintaining compliance and reporting requirements and helping our agencies meet their needs and goals by supplying them with adequate food and building their capacity.



Operations, Fleet & Facility Maintenance

Logistics: “the detailed coordination of a complex operation involving many people, facilities, or supplies.” Add equipment to that mix and you have summed up the responsibilities of **Assistant Director Dan Taylor and Warehouse Manager Donn Middleton**. Some days it’s like a military operation, and some days a ballet. Either way it is at the heart of what makes a regional food bank run. Fortunately, we also have the help of many volunteers and our **Work Study Warehouse Assistant Kezia Scherer-Berry**.



Over 15,000 square feet of warehouse, refrigeration and office space have to be maintained to often specific standards. Our building threw us some expensive challenges in 2017 with a water line break and air conditioning unit replacement needing to be addressed along with the routine maintenance and repairs, pest management, snow control and audit preparation. Because they serve as an extension of our staff, maintaining our mechanized warehouse help is also a priority – Forky, Leo, Porter, Argos, Thing One and Thing Two were joined by a new power pallet jack, Sophia, made possible through a Monroe County Council Sophia Travis grant.



We logged over 66,000 miles on our fleet of 4 box trucks (Connie, Jumbo, Ulysses and Wally), 3 vans (Barracuda, Growver and Jack), our pick up truck (Daredevil) and dump truck (Dumpy). There’s no way around the fact that 2017 was a terrible year for fleet repairs. An accident put Connie out of commission for several weeks at the same time that Ulysses had what the shop described as a “heart attack” – a turbo repair that cost us over \$22,000 and left us without half our trucks in the middle of gleaning season. Our operations staff and drivers rallied by using a combination of vehicles and juggling schedules but it really brought home how much we depend on these trucks and vans.

Ensuring that our facility and all this equipment is functioning while coordinating well over a hundred weekly pick ups and deliveries in eight counties is a big task. It also involves maintaining safety programs, keeping procedures updated and making sure we meet the standards required to meet regulatory audits and inspections.

1 3718760 14295C92 CLP... JUMBO HP 8711

*Thank You!
for allowing us to service
your vehicle*

DISCLAIMER OF WARRANTIES
The Seller, **STANLEY**, herein expressly disclaims all warranties, either expressed or implied, including any implied warranty of merchantability or fitness for a particular purpose, and neither assumes nor authorizes any other person to assume for it any liability in connection with the sale.
I hereby authorize the repair work herein set forth to be done along with the necessary material and agree that you are not responsible for loss or damage to vehicle or articles left in vehicle in case of fire, theft or any other cause beyond your control or for any delays caused by unavailability of parts or delays in parts shipments by the supplier or transporter. I hereby grant you and/or your employees permission to operate the vehicle herein described on streets, highways or elsewhere for the purpose of testing and/or inspection. An express mechanic's lien is hereby acknowledged on above vehicle to secure the amount of repairs thereto.

DESCRIPTION	TOTALS
LABOR AMOUNT	4661.78
PARTS AMOUNT	17687.26
PAINT MATERIALS	0.00
SUBLET AMOUNT	0.00
MISC. CHARGES	100.00
TOTAL CHARGES	22449.04
LESS INSURANCE	0.00
SALES TAX	0.00
PLEASE PAY THIS AMOUNT	22449.04

FINANCE CHARGE 1 1/2% PER MONTH ANNUAL PERCENTAGE RATE 18 PERCENT PER YEAR ON PAST DUE ACCOUNTS. TERMS: NET 30 DAYS

CUSTOMER COPY

Development & Administration

Fundraising, Food Sourcing, Donors & Support

Food and funds are critical to HHFB's ability to fulfill its mission and everyone plays a role in ensuring that we have enough of them, but that responsibility falls primarily to **Executive Director and CEO Julio Alonso, Director of Development and Administration Jake Bruner, and Food Sourcing Coordinator Brandon Bartley**. Another key development team member has always been our SPEA Service Corps Fellow and in 2017 that role was split with **Carl Woody** taking over in the fall for **Tiara Mackins**. **Laura Wang** worked on several projects as the SPEA Professional Development Intern in the Spring and **Daisy Ren** took over that role in the fall. **VISTA Ryan McCauley** helped out during the summer, focusing on a project to create a "year in the life" video for our 35th anniversary year.



Brandon's position was initially funded by a community impact grant from the Community Foundation of Bloomington and Monroe County and transitioned into a regular, ongoing staff position in the spring. He continued to work on developing our food sourcing program and spent a great deal of time creating and maintaining food donor relationships with over 90 store visits. Having a staff member dedicated to food sourcing has improved our ability to keep communication open with retail and wholesale donors and to identify actual and potential concerns as well as opportunities. There is always a fair amount of turnover in local retail/wholesale donors but there is a core base of about 25 along with 30 Meal Share donors, supplemented by another hundred occasional or one-time donors. In 2017, we saw a net gain of 11 donors.



We also have well over 100 food drive donors and while we saw a slightly smaller number of food drives in 2017, overall food drive poundage increased 5%. Special efforts went into the 25th Annual Stamp Out Hunger food drive with our local National Association of Letter Carriers Branch 828 pulling out all the stops to successfully make it our largest ever. Longstanding food drive partnerships with IU First Year Experience, Hoosier Hysteria, IU Health, MCCSC Schools, YMCA and Monroe County Public Library also brought in large amounts of food.

Development staff researched, prepared and submitted over 35 formal grant applications in 2017 with good results. Our largest grant of the year was a \$30,000 gift from the Walmart State Giving Program for the "More than a million 2" project to continue fresh produce acquisition and distribution. Walmart's support enabled us to acquire large quantities of fresh produce for distribution to partner agencies and through our direct service programs as well as through another Farm Fresh Friday. We were also able to begin a new partnership with Growing Opportunities to receive weekly deliveries of fresh greens and lettuce, the number one request in our most recent agency survey. Grants from individual Walmart stores, the Lawrence County Community Foundation, Orange County Community Foundation, Martin County Community Foundation, Owen County Council, SCI REMC and the Gordon Flesch Foundation also supported produce acquisition efforts.



Additional food acquisition and operations were supported by other government grants in 2017 including, the Indiana State Department of Agriculture food bank funding program, Neighborhood Assistance Program Tax Credits, the Emergency Food & Shelter Program, Perry, Salt Creek and Van Buren Townships, and the Community Development Block Grant program through the City of Bloomington. Monroe County's Sophia Travis grant program funded equipment repairs and purchase.



Food donation partners continued their financial support with Kroger making a large annual gift; Bloomingfoods and Lucky's sponsoring in-store cause marketing campaigns; and Walmart's nationwide Fight Hunger, Spark Change campaign raising significant support.



Our team also created a variety of direct mail appeals, newspaper and social media appeals and worked both proactively and in response to requests to coordinate smaller cause marketing, dine and donate and other events to raise funds including Taste of Bloomington, Pie Run, CROPWalk and others. We worked on signature events like the Soup Bowl, Book Fair, Annual Meeting and Hunger Action Awards.

Volunteer Program & Special Events

In addition to food and funds, the third part of the development team's resource triangle is volunteers. People are at the heart of what we do and our small staff couldn't possibly move over 8 tons of food a day and handle all the activities we engage in. In 2017, we were supported by 2,098 individual volunteers, some of whom came as part of 118 groups. These people provided us with 16,290.5 hours of their valuable time, up 6% over last year. If we conservatively valued their efforts at minimum wage, the result is over \$118,000 in labor value.



To acknowledge both his efforts and the value and scope of our volunteer program, in the spring we promoted our coordinator, **Ryan Jochim to Manager of Volunteer Services and Community Engagement**. Ryan was supported throughout the year by our very able Indiana University students, **Advocate for Community Engagement Courtney Drescher** and **Civic Scholars Saleem Tucker** and **Caleb King**.

Together, they recruited, trained and supervised volunteers (including service learning students) who worked in every aspect of our operations. Our Meal Share Repack, Garden & Gleaning, CSFP Senior Food Box and Mobile Pantry programs are all efforts that simply wouldn't happen without volunteers. Our volunteer program kicks off in a big way with the MLK Day of Service in January, supported by the City of Bloomington Volunteer Network, when over 100 individuals worked on a variety of tasks including senior box packing and book sorting.

Volunteers also put in many hours of time helping us pull off special events like Soup Bowl, Stamp Out Hunger, Hoosier Hysteria, Farm Fresh Friday and others. Dozens of dedicated folks spend the entire year

sorting and packing books for the book fair and put in hundreds of hours helping to set up and run the event over two weeks. And, importantly, many volunteers work in the warehouse sorting food, cleaning and generally helping in any way possible.

While many volunteers come periodically or once as part of a group, there are a number of core helpers that are essentially extensions of our warehouse staff because we depend on them so regularly: Rebecca Alter, Teresa Chesnut, Dale DeSmith, Pam Dyer, Mark Frye, John Harl, Margie Hershey, Trevor Jones, Caroline Moh & Pam Bunis, Dan Morelli, Peggy & Dave Shaw, Marlow Smethurst, Owen Spencer and Russ Spicer.

Likewise, several groups volunteer regularly throughout the year including Cook, Inc., Alpha Gamma Delta Sorority, Alpha Delta Pi Sorority, IU Minority Association of Pre-Med Students, Youth Services Bureau, Retired Senior Volunteer Program, Life Designs, First Year Experience and two service learning classes – G352 and X370.



Jade & Coral Annual Meeting

Our annual meeting on March 24, 2017 was a great moment in time for Hoosier Hills Food Bank. Staff transformed the warehouse into a banquet hall (and back again – check out our YouTube channel to see it!) with the color scheme that marks the 35th anniversary – Jade and Coral. Over 120 guests joined us as we related the results of our record 2016 year with our annual report and declared that “hunger is not an option.” In fact, Bloomington Mayor John Hamilton made it official with a proclamation to that effect!

Kroger Community Affairs Manager Eric Halvorson presented a donation and explained Kroger’s commitment to hunger relief partnerships and HHFB specifically. After remarks by ED Julio Alonso and Director of Development Jake Bruner, the HHFB staff was recognized with individual awards.

Hunger Action Awards

The Hunger Action Awards are always a fun opportunity to relax and thank the volunteers and supporters who help HHFB throughout the year. The 11th annual event was again held in Indiana Memorial Union Tudor Room on June 5th and over 100 guests attended to enjoy food, beverages and new jade and coral HHFB t-shirts. Several volunteers, partners and agencies were honored with awards:

Mollie Ables – Outstanding Volunteer

Dale DeSmith – Outstanding Volunteer

Indiana Indian Movement – Outstanding Agency Partner

Lucky's Market – Outstanding Community Partner

German American – Outstanding Community Partner

Lawrence and Martin Community Foundation Partnership – Outstanding Community Partner

Smithville Charitable Foundation – Outstanding Community Partner

Pantry 279 – Charlie Thompson Award






23rd Annual Soup Bowl Benefit

On February 19, 2017, a sold-out crowd of over 700 guests joined us at the Monroe Convention Center for the 23rd annual Soup Bowl Benefit. They chose a beautiful bowl hand made by a local potter and sampled soups, bread and cookies donated by over 35 local restaurants. The New Hoosier Broadcasters, Steve Sobiech and emcee Robert Meitus entertained; Mayor John Hamilton introduced HHFB ED Julio Alonso for a hunger message; and a moving "Sanctuary" video by Carrie Newcomer was shown before the crowd came to its feet to dance to the music of the IU Soul Revue. Soup Bowl is an iconic and treasured community event and the food bank's largest fundraiser.





2017 HHFB Community Book Fair

In its 34th year overall and third year under HHFB sponsorship, the community book fair officially became the Hoosier Hills Food Bank Book Fair. Somewhere between 80,000 – 100,000 books, games, videos, records, puzzles, and art works were on display at bargain prices in support of the food bank. A revamped floor plan allowed for better flow and visibility and enhanced sections for Children's Books, Better Books and Horror and Science Fiction. Programs included adoptable puppies from the Bloomington Animal Shelter, local author book signings, Cardinal Stage presents Peter Pan, Selfie photo ops, and food trucks.

Despite several days of torrential rain and cold temperatures, 2,900 people visited the book fair over six days to take home a variety of treasures. Book lovers and sponsors helped make the fair a great success and the food bank's second largest fundraiser.



Advocacy, Education & Outreach

HHFB never engages in partisan politics and rarely lobbies, but we do consider it part of our mission to advocate on behalf of those in need and to inform the public and elected officials about hunger related issues. Our partners at Feeding America and Feeding Indiana's Hungry, while again not engaging in partisan politics, perform much greater levels of lobbying and also keep us and a network of advocates informed about pending legislation and policies along with hunger and poverty-related statistics. We help share this information with interested people.

In 2017, however, we did take a substantial role in an issue at the local level and joined a coalition of many community organizations in encouraging the Monroe County Community School Corporation to end the practice of providing "alternate meals" to children who incurred a level of meal debt at school. Under this practice, a student's selected hot meal was taken away, discarded and replaced with a lesser, cold meal. This practice is often referred to as "lunch shaming" because despite the efforts of school staff to be discreet, children are embarrassed by the practice. Powerful testimony was heard from former students who had undergone such treatment and a wide range of individuals and community organizations rallied to support a change. Fortunately, MCCSC leadership ultimately decided to change their policy so that alternate meals were no longer used.



The issue of school meal debt is real and school districts face many financial pressures. And in fairness, parents who are able to pay their costs are expected to do so. We continue to firmly believe however, that children should never be put in the middle of this equation and withholding one meal for a lesser meal should never be a tactic used to address the problem of meal debt.

We were also pleased to host a visit from Indiana Lt. Governor Suzanne Crouch in July. Lt. Gov. Crouch toured our facility and engaged with the staff about the need for our services and the challenges involved. The LG expressed support for our efforts and offered to find ways to collaborate with HHFB and our fellow food banks and state government. Follow up meetings and contacts with her staff at the Indiana Dept. of Agriculture continued through the year and are ongoing.



One of our most popular tools for providing information about hunger and hunger relief efforts is our Children's Art Calendar. We work with local schools and youth programs to present hunger information to students and ask them to create drawings based on their reflections. We then undertake the very tough process of choosing many of these drawings for use in the calendar, which is then distributed to many of our donors, supporters and community partners.



HHFB works to maintain our visibility in the community and to collaborate with other organizations as much as possible. We do so to build support and to keep the fact that so many neighbors are at risk of hunger in the forefront. We participate in events like the Bloomington 4th of July Parade and Monroe County Fair and are members of local organizations like the

Greater Bloomington Chamber of Commerce, Local Growers Guild and local food policy council and food security working groups. In 2017, ED Julio Alonso continued as Board Chair for Feeding Indiana's Hungry while Director of Development Jake Bruner was elected President of the United Way Agency Directors Association. Assistant Director Dan Taylor used some vacation to help our colleagues at a Florida food bank work through the disastrous hurricane aftermath. Several of our staff regularly provide dozens of food bank tours and speaking engagements to help carry the message forward.

We try to keep the community informed of our work through news releases, newsletters and social media as well. In 2017, we increased our Facebook Likes by 10% to 1840, had 1,136 Twitter followers and more than doubled our Instagram followers to 220.

Because many of the budget and policy proposals floated over the past year at the federal level have the potential to negatively impact people at risk of hunger and the programs that feed them, we will continue to closely monitor action on these issues, share our experiences and inform the community.

Farm Fresh Friday set at food bank

Hoosier Hills Food Bank, partners to give large bags of produce to those in need

By Jonathan Streetman
617.281.4351 | jonstreetman@hoosierhills.com

Hoosier Hills Food Bank staff and volunteers will hand out 50-pound bags of fresh produce during "Farm Fresh Friday" at the end of this week, and you won't even have to get out of your car to get one.

The giveaway kicks off September's Hunger Action Month and highlights a new partnership with Growing Opportunities, a South Central Community Action Program in partnership with Stone Bell.

Farm Fresh Friday will take place from 9 a.m. to 3 p.m. this Friday. Anyone in need is welcome to come receive a free package of fresh produce at the food bank's warehouse, 2333 W. Industrial Park Drive.

"People probably won't even have to get out of their cars. We'll have plenty of volunteers and have organized it so it'll be just like a drive-thru," Hoosier Hills Food Bank Executive Director Julio Alonso



Mark Flagg, a district sales manager with Marathon Petroleum, helps bag fresh lettuce Tuesday at Hoosier Hills Food Bank's warehouse west of Bloomington.

said Tuesday. "Last year, this was an impromptu event and we had about 350 people. We're expecting at least 600 to 700 people this year."

Packages will include a 10-pound sack of potatoes; 5-pound sacks of apples and pears; cabbage and lettuce grown locally by Growing Opportunities; watermelon; tomatoes; and peppers picked at Harriman Farms in Spencer

Tuesday morning.

Volunteers will spend all week packaging items to get ready for the big day. A group of employees from Marathon Petroleum helped pack items Tuesday afternoon, including lettuce picked Tuesday morning by Stone Belt clients. The partnership between Growing Opportunities and the food bank was made possible

SEE FREE PRODUCE | BACK PAGE

Free veggies

WHEN: Farm Fresh Friday — a day when free fresh produce will be handed out to anyone in need.

WHEN: 9 a.m.-3 p.m. Friday.

WHERE: Parking lot of Hoosier Hills Food Bank's warehouse, 2333 W. Industrial Park Drive.



@HoosierHillsFB



@HoosierHillsFoodBank



#hoosierhillsfoodbank#

Administration & Compliance

Compliance was a huge part of our year as we experienced a "perfect storm" of audits and inspections in 2017. Because it all happens behind the scenes, many people don't realize the extent to which we're regulated and held accountable. Naturally, this is reasonable and important because we benefit from community support and because food safety is even more of a priority because many of our clients are at-risk populations. Nonetheless, it is time-consuming and expensive.

In a normal year, HHFB is visited by the Indiana State Department of Health's Wholesale Food Inspection Program and the U.S. Department of Agriculture's Food Defense Program and we passed both of those inspections with no findings again last year. But as a member of Feeding America we are also subject to significantly more scrutiny through two biennial audits.

In May, AIB International conducted our third-party food safety audit. AIB sets standards for food safety and food defense protocols and procedures "that an inspector would expect to see in a facility that maintains a food-safe processing environment" and evaluates whether a facility meets those standards. HHFB falls into their category of "food distribution centers." Over 70 standards in five areas are evaluated and scored on a 1000-point basis. Scores over 900 are considered outstanding and we scored 920.

In addition to requiring a third-party food safety audit, Feeding America standards call for a biennial compliance audit by national office staff. Our Compliance and Capability Manager, Judy Alberg visited in June to conduct our audit. This extensive two-day audit evaluates compliance in 23 areas of operations that cover all aspects of the organization including financial record keeping and management, financial stability, legal responsibilities, management and governance (both staff and board), food safety, facility conditions, product record keeping and inventory control, donor relations and others. HHFB was found fully compliant in all areas evaluated.

HHFB is also a member agency of United Way of Monroe County, and must be re-certified as an eligible member every three years using certification standards that UW has adopted. In 2017 United Way representatives evaluated more than 70 components of operations including governance and oversight, finances, measuring effectiveness, transparency and partnership and HHFB was re-certified as a UW member agency for another three years.

An independent CPA firm also conducted an annual audit of our financial records in 2017 and we made sure to meet compliance and reporting requirements for other entities including the local board of health, state board of accounts and various funders. Feeding America also establishes distribution standards called “Meals Per Person In Need” (MPIN) that we must maintain and we remained compliant in all six counties in our service area.

Along with our very capable staff and thousands of volunteers, HHFB is powered by the skills and talents of our volunteer Board of Directors, who provide oversight and governance to our organization. In addition to regular review of financial statements and staff progress reports, in 2017, the board reviewed a host of policies and procedures relating to personnel, diversity, performance benchmarking against similar food banks, board-self-evaluation and conflict of interest and the annual financial audit. The board also met with Judy as part of our FA compliance audit, received results of an independent employee engagement survey and conducted an evaluation of the CEO. Robin Mendyka of IU Health joined as a new board member in 2017 and several members were elected to new terms including Chuck Cooksey, Chris Gray, Adrian Reid, Margie Rice, Kevin Robling, Tom Ruemler and Pam Van Zant.

Administration also involves many of the routine elements of operating an organization including human resources and bookkeeping, IT maintenance, supplies, budgeting, long-term planning and record keeping. Another key project involving multiple staff and professional support in 2017 was the migration of our e-mail platform to a much more reliable and stable system and laying the groundwork for migrating and then updating our website in 2018. It also includes maintaining important relationships such as those that provide us with highly talented interns like Indiana University’s School of Public and Environmental Affairs and IU Service Learning Program Center for Innovative Teaching and Learning.










AGD PRESENTS:  HOUNDS FOR HUNGER

Benefitting Hoosier Hills Food Bank and the Fight to End Hunger!

- WHEN: APRIL 7, 2017 @ 3:00 PM
- WHERE: AGD SORORITY - 1200 N JORDAN AVE, BLOOMINGTON, IN 47406
- \$8 ADMISSIONS AT THE DOOR FOR TACOS, QUESO, & PUPPIES!!



The Production House



Video - Graphics - Web
www.productionhousevideo.com

Don't forget to check out the companion video to our annual report—"Hoosier Hills Food Bank—The Average Year" on our website and YouTube Channel! Special thanks to Wes Lasher of the Production House and our Summer VISTA, Ryan McCauley.

Since Then...and Looking Ahead

Naturally, our annual report can't be ready to go on January 1. It takes some time to gather and analyze the information and to design and print it, so by the time we do publish it we're already into the new year. We'll report more in the next version, but we've continued keeping busy in 2018 so far – dealing with subzero temperatures that required us to close and icy road conditions that kept trucks off the road; establishing a new partnership with Meals on Wheels Bloomington; preparing all our year end reports; hosting another Soup Bowl and continuing to collect and distribute as much food as possible.

One of the reports we monitor most closely is Map the Meal Gap – a Feeding America project that shows food insecurity down to the county level. The 2017 numbers for our service area are shown on the back page of this report and fortunately they were actually down just slightly from last year, which is good. Unfortunately, they still tell the story that over 40,000 people, including more than 9,500 children are at risk of hunger in our region. With your help, we will continue the efforts described in this report to ensure that they have regular access to nutritious food.



Statement of Values

Hoosier Hills Food Bank, Inc.

Adopted by Board of Directors April 19, 2010.

Hoosier Hills Food Bank is a non-profit corporation dedicated to the elimination of hunger in south central Indiana.

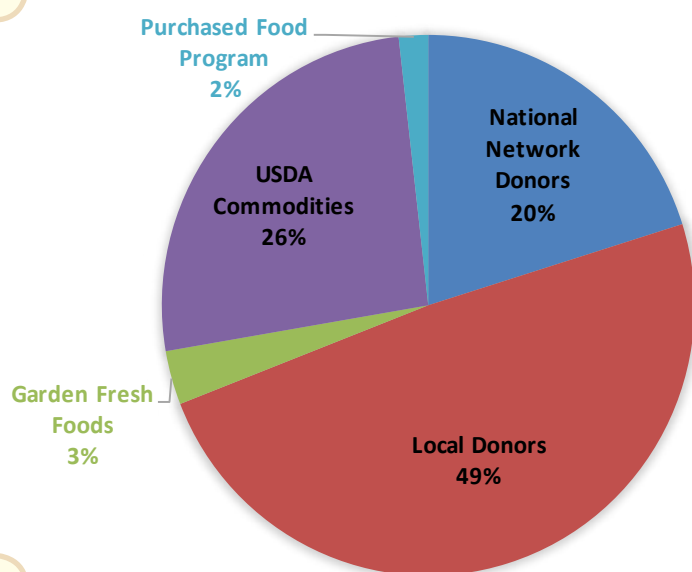
Our values, consistent with that purpose include:

- A commitment to the fair treatment and dignity of all persons, but especially those individuals using the services of HHFB and its partner agencies and the volunteers who support those services.
- A commitment to the right of all people to have access to safe, affordable, nutritious food.
- A commitment of accountability and transparency to the food and financial donors who support our work and to respecting their privacy and intentions.
- A commitment to providing our employees with a living wage, reasonable employment benefits and fair and equitable treatment.
- A commitment to providing our partner agencies with the best possible variety of quality food that our resources will allow and to being responsive to their needs.
- An appreciation of the diverse nature of our community and a commitment to inclusive practices in the hiring of staff, recruitment of volunteers and provision of services.

FOOD RECEIVED 2017

By Donor Source	2016	2017	Change	% Change	%Total
<u>National Network Donors</u>					
Feeding America Network	700,158	629,628	(70,530)	-10%	14%
Gleaners Cluster	9,483	53,998	44,515	469%	1%
Interaffiliate Transfers	76,470	215,523	139,053	182%	5%
Network Total	786,111	899,149	113,038	14%	20%
<u>Local Donors</u>					
Local FA Donors	1,224,172	1,093,065	(131,107)	-11%	24%
Local Regular Donors	903,191	888,113	(15,078)	-2%	20%
Meal Share Donors	74,115	77,810	3,695	5%	2%
Community Food Drives	118,204	123,866	5,662	5%	3%
Local Total	2,319,682	2,182,854	(136,828)	-6%	49%
<u>Garden Fresh Foods</u>					
BC Farmer's Market	25,422	27,615	2,193	9%	1%
Plant A Row	1,025	1,163	138	13%	0%
Gleaning Program	175,878	101,850	(74,028)	-42%	2%
HHFB Garden	8,571	13,319	4,748	55%	0%
Garden Total	210,896	143,947	(66,949)	-32%	3%
<u>USDA Commodities</u>					
TEFAP	716,123	739,970	23,847	3%	17%
CSFP	399,225	417,683	18,458	5%	9%
USDA Total	1,115,348	1,157,653	42,305	4%	26%
<u>Purchased Food Program</u>					
Purchased Total	226,003	79,363	(146,640)	-65%	2%
Total Received	4,658,070	4,462,696	(195,374)	-4%	100%

Food Received by Donor Source

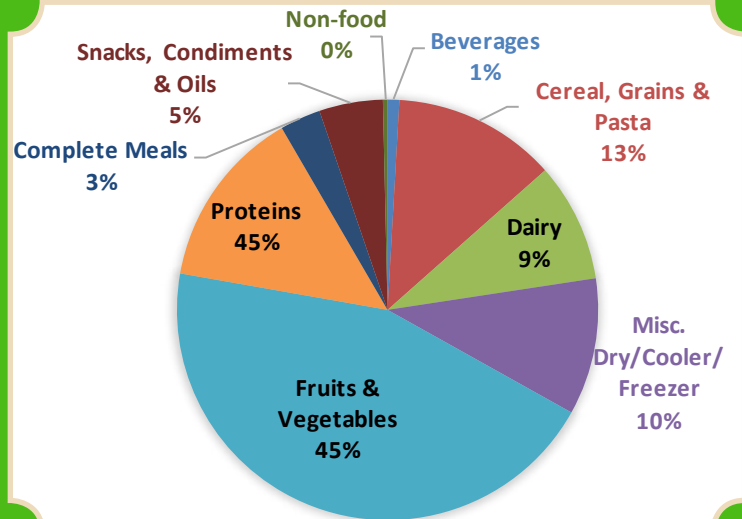
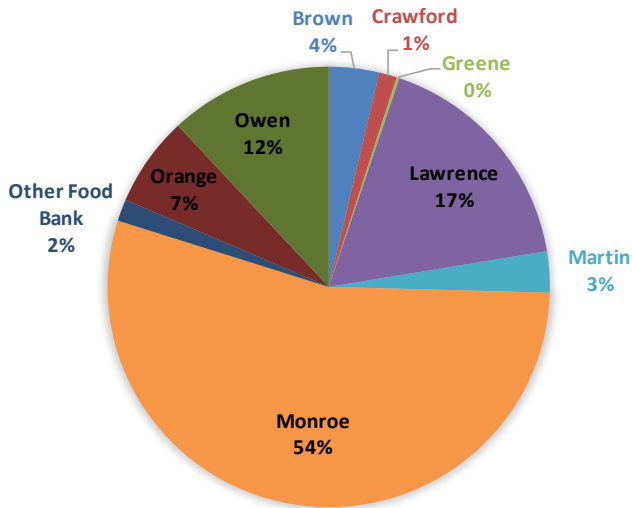


FOOD DISTRIBUTED 2017

By Donor Source	2016	2017	Change	% Change	% of Total
<u>National Network</u>					
Feeding America System	665,975	560,974	(105,001)	-16%	13%
Gleaners Cluster	9,525	52,923	43,398	456%	1%
Inter-affiliate Transfers	<u>76,158</u>	<u>212,093</u>	<u>135,935</u>	178%	5%
Total FA Network	751,658	825,990	74,332	10%	20%
<u>Local</u>					
Community Food Drives	117,172	115,710	(1,462)	-1%	3%
Meal Share	69,768	72,785	3,017	4%	2%
Local Retail	<u>2,168,719</u>	<u>1,978,310</u>	<u>(190,409)</u>	-9%	47%
Total Local	2,355,659	2,166,805	(188,854)	-8%	51%
<u>USDA</u>					
CSFP	399,225	417,683	18,458	5%	10%
TEFAP	<u>693,500</u>	<u>727,159</u>	<u>33,659</u>	5%	17%
Total USDA	1,092,725	1,144,842	52,117	5%	27%
Purchased	255,743	85,822	(169,921)	-66%	2%
TOTAL DISTRIBUTED	4,455,785	4,223,459	(232,326)	-5%	100%
<u>By County</u>					
Brown	164,951	155,185	(9,766)	-6%	4%
Crawford	60,159	55,012	(5,147)	-9%	1%
Greene	12,775	8,562	(4,213)	-33%	0%
Lawrence	753,186	727,415	(25,771)	-3%	17%
Martin	115,629	127,312	11,683	10%	3%
Monroe	2,371,203	2,299,636	(71,567)	-3%	54%
Other Food Bank	109,346	67,508	(41,838)	-38%	2%
Orange	302,603	278,821	(23,782)	-8%	7%
Owen	565,933	504,008	(61,925)	-11%	12%
TOTAL DISTRIBUTED	4,455,785	4,223,459	(232,326)	-5%	100%
Fresh Produce Distributed	1,280,507	1,154,936	(125,571)	-10%	27%



Food Distribution by County



Food Distribution by Food Type

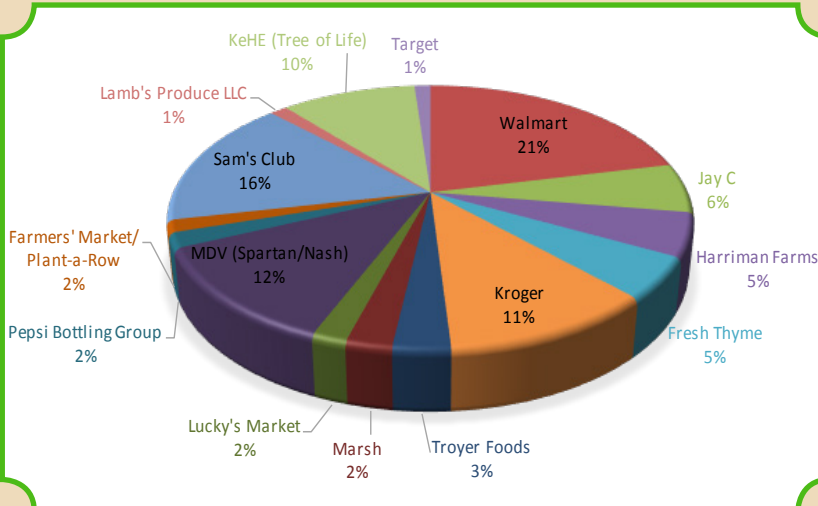
HHFB 2017 DISTRIBUTION BY FOOD TYPE

Category	2016	2016(%)	2017	2017(%)
Beverages	30,907	0.7%	37,899	0.9%
Cereal, Grains & Pasta	540,910	12.1%	530,035	12.5%
Dairy	376,617	8.4%	386,367	9.1%
Misc. Dry/Cooler/Freezer	346,026	7.8%	444,311	10.5%
Fruits & Vegetables	2,212,154	49.6%	1,886,193	44.7%
*Fresh Produce	1,280,507	28.7%	1,154,936	27.3%
*Canned, Dried, Frozen Produce	794,413	17.8%	438,290	10.4%
*Juice	137,234	3.0%	292,967	6.9%
Proteins	538,178	12.0%	584,938	13.8%
Complete Meals	210,126	4.7%	132,242	3.1%
Snacks, Condiments & Oils	198,496	4.5%	206,480	4.9%
Non-food	2,371	0.1%	14,994	0.4%
TOTAL	4,455,785		4,223,459	

HOOSIER HILLS FOOD BANK 2017 - TOP 15 LOCAL FOOD DONORS

2016 Donors	Pounds Collected	2017 Donors	Pounds Collected
Walmart	511,815	Walmart	408,913
Kroger	321,480	Sam's Club	303,860
Sam's Club	204,829	MDV (Spartan/Nash)	231,999
MDV (Spartan/Nash)	187,424	Kroger	213,221
Harriman Farms	175,878	KeHE (Tree of Life)	191,249
KeHe (Tree of Life)	163,528	Jay C	116,222
Marsh	149,318	Harriman Farms	101,580
Jay C	126,214	Fresh Thyme	96,861
Lucky's Market	82,665	Troyer Foods	57,379
Pepsi Bottling Group	56,445	Marsh	46,361
Troyer Foods	38,603	Lucky's Market	35,175
Aldi's	36,391	Pepsi Bottling Group	34,867
Arnold/Brownberry Bread	33,947	Farmers' Market/ Plant-a-Row	28,778
Target	27,657	Lamb's Produce LLC	24,725
Farmers' Market/Plant-a-Row	26,447	Target	22,682

Top Local Food Donors



Lucky's Market



HOOSIER HILLS FOOD BANK 2017 - TOP NATIONAL NETWORK DONORS

2016 Donors	Pounds	2017 Donors	Pounds
Feeding America System	322,429	Gleaners Food Bank/Mixing Center	143,224
Mouzin Bros. Farms	58,904	Kellogg Co. Choice System	119,184
Kellogg Co.	57,075	Feeding America	113,050
Con Agra	47,792	Bula Potato Farms	81,805
Maple Ridge Farms	46,200	Mondelez	76,285
Britvic	41,888	Akron-Canton Regional FB	41,869
Black Gold	40,000	Generation Farms	40,415
Alsum Produce	39,168	Great Lakes Packers Inc	40,100
Tri State Food Bank	19,340	Barilla America Inc	36,432
Community Harvest FB	16,833	Premier	36,139

HOOSIER HILLS FOOD BANK 2017 - TOP 15 MEAL SHARE DONORS

2016 Donors	Pounds Collected	2017 Donors	Pounds Collected
Tudor Room	17,323	MCCSC	20,398
MCCSC Schools	16,328	Tudor Room	15,636
Hoosier Room	10,752	Avers Pizza	9,326
Avers Pizza	10,576	Hoosier Room	9,141
Outback	3,792	Hu Hot Mongolian Grill	5,943
Pizza Hut	3,587	Outback Steakhouse	5,527
IU Health Bloomington Hospital	2,684	IU Hospital Kitchen	3,671
IU Dorm System	2,533	Terry's Banquets & Catering	2,325
Terry's Banquets & Catering	2,387	Pizza Hut	1,238
Chipotle	1,532	Chipotle	1,216
Project School	858	Dorm System	828
YMCA West	753	Bloomington Country Club	750
Darn Good Soup	313	The Project School	474
Bob Evans	311	Bob Evans	307
Bloomingsfoods	231	YMCA Northwest	278



HOOSIER HILLS FOOD BANK 2017 - TOP 15 COMMUNITY FOOD DRIVE DONORS

Food Drive 2016	Pounds Collected	Food Drive 2017	Pounds Collected
NALC/Stamp Out Hunger	39,123	NALC/Stamp Out Hunger	48,826
MCCSC School Food Drives	10,288	MCCSC School Food Drives	11,619
IU Health Bloomington Hospital	10,075	Kroger Share Your Feast FD	8,776
Hoosier Hysteria	6,908	Hoosier Hysteria	7,164
Printpak	3,794	IU Health Food Drive	5,698
Marsh	3,742	ACACIA Fraternity	2,592
IU Orientation	3,287	IU Orientation	2,433
UITS	2,059	YMCA Southeast	1,812
The Y South	1,944	Monroe County Public Library	1,757
Baxter	1,891	Univ. Info. Tech Services	1,620
Monroe County Public Library	1,791	St Vincent Dunn Hospital	1,505
Acacia	1,590	Child Protection Service	1,240
Alpha Chi Omega	1,410	Summers Heating & Cooling	1,193
Bloom Insurance Agency	989	Regency Court Apartments	1,075
Summers Plumbing	986	Weddle Bros Building Group LLC	1,071

HHFB POUNDS DISTRIBUTED BY AGENCY

AGENCY	COUNTY	POUNDS DISTRIBUTED
Amethyst House	Monroe	4,718
Amethyst Women's House	Monroe	3,217
Area 10 Agency on Aging	Monroe	29,117
Area 10 Owen County	Owen	3,400
Backpack Buddies	Monroe	14,054
Becky's Place	Lawrence	5,700
Bedford Community Care Center	Lawrence	170,947
Bertha's Mission	Lawrence	14,992
Blair House - Centerstone	Monroe	6,575
Bloomington Beacon	Monroe	111
Bloomington Day Care East	Monroe	5,021
Bloomington Daycare West	Monroe	858
Bloomington Housing Authority Resident's Council	Monroe	19,121
Bloomington Township Trustee	Monroe	15,704
Bobby's Place Pantry	Monroe	40,796
Boys and Girls Club Bloomington	Monroe	944
Boys and Girls Club Ellettsville	Monroe	343
Bread of Life/Mitchell Church of Christ	Lawrence	182,004
Brown County CSFP	Brown	17,928
Brown County Enrichment for Teens	Brown	2,897
Brown County Seniors Produce	Brown	787
Brown County Weekend Backpack Program	Brown	490
CK Express Pantry	Monroe	24,217
Community Kitchen of Monroe County	Monroe	135,857
Crawford County CSFP	Crawford	55,012
Crawford Homes Program	Monroe	24,979
Crestmont Boys and Girls Club	Monroe	120
Crimson Cupboard	Monroe	24,209
Cunot Food Pantry	Owen	8,537
Feed the Needy	Monroe	1,863
First Assembly of God	Monroe	3,338
First Baptist Church	Greene	7,786
First Presbyterian Church	Monroe	1,994
First United Methodist Church	Monroe	42,914
Garrard Chapel	Owen	138,326
Gathering Place at First Christian Church	Monroe	3,630
Genesis Church Food Pantry	Monroe	2,940
Girls Inc. of Monroe County	Monroe	110
Gleaners Food Bank of Indiana	Other Food Bank	12,291
God's Place	Lawrence	55,764
Gosport Food Pantry	Owen	20,359
Grace Center Food Pantry	Monroe	28,490
Greater Works Ministry	Martin	21,578
Hannah House	Monroe	5,178
Harmony School	Monroe	4,613
Highland Faith Assembly of God	Monroe	12,352
Hospice of IU Health Bloomington Hospital	Monroe	6,119
Indiana Indian Movement	Lawrence	50,779
Interfaith Emergency Winter Shelter	Monroe	479
La Campagne Ministries	Owen	4,829
Lawrence County CSFP	Lawrence	114,511
Lawrence County Seniors Produce	Lawrence	10,054
Lawrence Interfaith Endeavor	Lawrence	39,201
Lighthouse Fellowship Church	Owen	55,795
Loogootee UMC Youth Program	Martin	527

Loogootee United Methodist Church	Martin	12,798
Mark of Discipleship Mission	Owen	128,628
Martin County CSFP	Martin	27,302
Martin County Seniors Produce	Martin	762
MCUM Childcare Program	Monroe	4,139
MCUM Self-Sufficiency Center	Monroe	23,378
Mercy Center	Orange	29,374
Middle Way House	Monroe	7,043
Middle Way House Transitional Living Center	Monroe	2,484
Mobile Pantry Bedford	Lawrence	43,908
Mobile Pantry Mitchell	Lawrence	39,555
Mobile Pantry Orleans	Orange	47,261
Mobile Pantry Shoals	Martin	26,150
Monroe County CSFP	Monroe	67,588
Monroe County Mobile Food Pantry	Monroe	18,055
Monroe County Seniors Produce	Monroe	12,748
Mother Hubbard's Cupboard	Monroe	1,132,085
Mother's Cupboard Community Food Pantry	Brown	28,015
Mother's Cupboard Community Kitchen	Brown	38,800
New Hope Family Shelter	Monroe	8,110
New Leaf New Life	Monroe	32,740
North Salem Pantry	Brown	3,733
Operation Outreach	Greene	776
Orange County CSFP	Orange	95,458
Orange County Seniors Produce	Orange	13,624
Owen County CSFP	Owen	41,824
Owen County Seniors Produce	Owen	10,664
Pantry 279	Monroe	361,466
Paoli Community Food Pantry	Orange	49,174
Patrickburg Food Pantry	Owen	37,295
Perry Township Trustee	Monroe	6,769
Positive Link, IU Health Bloomington Hospital	Monroe	10,559
Recovery Engagement Center	Monroe	2,894
Richland Township Food Pantry	Monroe	16,915
Richland Township Trustee	Monroe	5,906
Salvation Army of Bloomington	Monroe	21,144
Salvation Army of Brown County	Brown	4,054
SCCAP Head Start	Monroe	1,753
Second Harvest Food Bank of East Central Indiana	Other Food Bank	18,800
Shalom Community Center	Monroe	38,731
Shepherd of the Hills Lutheran Church	Owen	19,425
Spencer Presbyterian Food Pantry	Owen	51,924
Springs Valley Educational Program	Orange	1,749
Springs Valley Food Pantry	Orange	42,163
St Vincent de Paul of Brown County	Brown	39,056
St Vincent de Paul of Martin County	Martin	33,084
Stepping Stones	Monroe	4,295
Tabitha's Storehouse at Highland Village Church	Monroe	7,168
Terre Haute Catholic Charities Food Bank	Other Food Bank	36,417
The River	Martin	5,111
Walnut Grove Food Pantry	Monroe	15,468
Washington Township Trustee	Owen	2,427
Wheeler Mission Ministry	Monroe	33,202
White River Community Services	Monroe	1,015

TOTAL

4,223,441

HOOSIER HILLS FOOD BANK UNAUDITED 2017 FINANCIAL STATEMENTS

Income & Expense Statement

INCOME

CDBG Grant	\$24,999.00
Donated Book Income (In-Kind)	\$1,088.30
Donated Food Value (In-Kind)	\$5,618,573.10
Donations	\$189,684.27
EFSP Grant	\$17,250.00
Fundraising	\$390,458.33
Interest Income	\$306.41
Local Government Grants	\$38,700.00
Miscellaneous Grants	\$72,365.76
Miscellaneous Income	\$21.67
Shared Maintenance	\$200,969.21
United Way	\$42,998.07
USDA Program Reimbursements	\$110,365.52
Total Income	\$6,707,779.64

EXPENSES

Building Repair & Maint	\$9,896.65
Building Supplies & Maint.	\$3,251.37
Business Insurance	\$26,627.60
Compliance & Safety Expense	\$5,537.45
Computer Supplies & Maint.	\$6,222.61
Conferences/Lodging	\$3,351.99
Copy & Printing	\$13,467.11
Donated Book Expense (In-Kind)	\$-
Donated Food Expense (In-Kind)	\$5,563,210.90
Employee Mileage	\$1,625.71
Equipment Repair & Maint.	\$2,413.27
Food Purchase/Transportation	\$87,079.09
Food Rescue Supplies	\$23,464.72
Fundraising Expense	\$89,195.37
General Office Fund/Miscellaneous	\$3,270.38
Health Insurance Benefits	\$79,451.13
I.U. Work Study	\$1,858.58
Legal & Accounting	\$22,080.00
Membership Dues	\$8,167.30
Mortgage Interest	\$11,720.92
Office Supplies	\$2,314.17
Payroll Taxes	\$37,122.92
Pest Control	\$1,140.00
Postage	\$5,981.63
Retirement Benefits	\$8,414.36
Salaries	\$487,459.21
Subscriptions and Publications	\$483.17
Telephone	\$2,174.61
Trash & Recycling Removal	\$5,823.19
Utilities - Electric	\$15,868.91
Utilities - Gas	\$2,383.16
Utilities - Water	\$981.06
Vehicle Gas	\$25,401.81
Vehicle Registration	\$2,184.40
Vehicle Repair	\$46,754.97
Volunteer Supplies	\$5,683.62
Total Expenses	\$6,612,063.34
NET RESULTS OF OPERATIONS	\$95,716.30

BALANCE SHEET

Assets

Petty Cash	\$50.00
Checking & Savings Accounts	\$134,293.05
Certificates of Deposit	\$66,956.61
Accounts Receivable	\$21,402.83
Contribution Receivable	\$3,014.57
Grant Receivable-Unrestricted	\$8,514.88
Allowance for Uncollectible Accounts	\$(2,000.00)
Inventory	\$221,452.17
Prepaid Expense & Security Deposit	\$9,448.15
Total Current Assets	\$463,132.26
Land	\$75,000.00
Buildings	\$513,086.00
Bulding Improvements	\$349,551.22
Equipment	\$151,445.66
Vehicles	\$383,060.80
	\$1,472,143.68
Less Accumulated Depreciation	\$(770,589.68)
Total Fixed Assets	\$701,554.00
Total Assets	\$1,164,686.26

Liabilities and Net Assets

Current Liabilities

Accounts Payable	\$-
Accrued Wages	\$18,080.36
Accrued Paid Time Off	\$32,481.68
Payroll Taxes Payable	\$1,564.05
Withholding Payable	\$-
Mortgage	\$15,079.39
Employee Benefits	\$718.23
Total Current Liabilities	\$67,923.71

Long-term Liabilities

Mortgage	\$303,584.81
Total Long-term Liabilities	\$303,584.81
Net Assets - Unrestricted	\$793,177.74

Total Liabilities and Net Assets **\$1,164,686.26**

Notes on Financial Statements: Figures presented here are unaudited and include in-kind donated inventory value as required by generally accepted accounting principles, which also does not allow inclusion of value of federal commodities. HHFB's financial statements are audited annually by a CPA firm and 2017's audit will be completed in the summer of 2018 and available on request to interested parties. Audited statements will apply all other GAAP and include other non-cash expenses such as depreciation along with adjustments and program/management/fundraising breakdowns.

Community Supporters:

Lucky's Market

macy's



INDIANA MEMORIAL UNION
INDIANA UNIVERSITY
Biddle Hotel & Conference Center
Bloomington

IU Credit Union

STORAGE EXPRESS



SCHOOL OF PUBLIC AND ENVIRONMENTAL AFFAIRS
INDIANA UNIVERSITY



Walmart
Save money. Live better.

MONROE COUNTY Fairgrounds



BLOOMINGFOODS MARKET AND DELI

sodexo

The Herald-Times
See what's in it for you

Johnny's Selected Seeds

Printpack
Converting Vision into Value™

Boston Scientific
Advancing science for life™




FRESH THYME FARMERS MARKET



Baxter

Southside Rental
Commercial Quality for Professional Results



WOODFOREST NATIONAL BANK



German American
Banking | Insurance | Investments

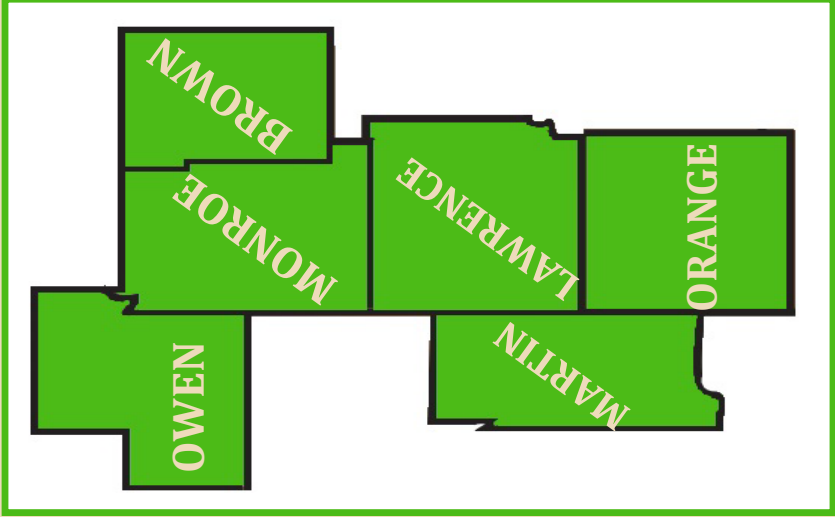


HUHOT MONGOLIAN GRILL

COMMUNITY FOUNDATION
BLOOMINGTON • MONROE COUNTY

Thanks to all of our donors, supporters, and volunteers, of whom this page is a representative sample. Without you, none of what we do could be possible. With each hour volunteered and each donation received, we are helping "take the hunger out of poverty" and YOU are the driving force behind that.

Hoosier Hills Food Bank
P.O. Box 697
Bloomington, IN 47402-0697
812-334-8374
www.hhfoodbank.org



	Food Insecurity Rate	Food Insecure Individual	Child Insecurity Rate	Food Insecure Children
Brown	12.0%	1,800	19.3%	580
Lawrence	13.4%	6,140	20.2%	2,090
Martin	12.4%	1,270	19.1%	450
Monroe	17.8%	25,390	18.9%	4,330
Orange	14.6%	2,870	22.4%	1,060
Owen	13.8%	2,920	21.3%	1,000
Total	15.9%	40,390	19.8%	9,510
Indiana	14.4%	950,720	19.1%	301,990
US	13.4%	42,000,000	17.9%	13,000,000

Source: Map the Meal Gap 2017 www.feedingamerica.org/mapthegap



Member Agency

